

THE SILENT CHILD SPEAKS

A Hermit's Guide to
Healing After
Narcissistic Abuse



MILDRED MARCIA

MILDRED MARCIA

The Silent Child Speaks

A Hermit's Guide to Healing After Narcissistic Abuse



First published by The Corner Well Press 2026

Copyright © 2026 by MILDRED MARCIA

All rights reserved. No part of this publication may be reproduced, stored, or transmitted in any form or by any means, electronic, mechanical, photocopying, recording, scanning, or otherwise without written permission from the publisher. It is illegal to copy this book, post it to a website, or distribute it by any other means without permission.

This novel is entirely a work of fiction. The names, characters, and incidents portrayed in it are the work of the author's imagination. Any resemblance to actual persons, living or dead, events, or localities is entirely coincidental.

MILDRED MARCIA asserts the moral right to be identified as the author of this work.

First edition

Typesetting by Mildred Marcia

This book was professionally typeset on Reedsy.

Find out more at reedsy.com

✧ *Dedication*

*For the child I once was — the one who swallowed her truth,
carried the weight of unspoken stories, and learned to survive by
disappearing.*











*This book is your voice returning home. Your courage becoming
language. Your healing becoming legacy.*

*And for every silent child still living inside someone's grown body —
may these pages remind you that your voice was never lost, only
waiting to be reclaimed.*

“Be still, and know that I am God.”

— Psalm 46:10

Contents

<i>Spiritual Wellness Disclaimer</i>	iii
 <i>How to Use This Book</i>	iv
<i>Workbook Alignment Map</i>	viii
 <i>Chakra Color–Coded Table of Contents</i>	xi
 <i>Chakra System Overview</i>	xiii
 <i>Chakra Color & Frequency Key</i>	xvi
 <i>How to Color-Code Your Workbook</i>	xx
 <i>Cleansing Tools & Spiritual Supplies</i>	xxiv
<i>Spiritual Baths for Cleansing & Emotional Reset</i>	xxvi
 <i>Vision Board</i>	xxix
 <i>Beginner Crystals</i>	xxx
  <i>Synchronicity</i>	xxxiv
Prologue	1
Introduction	3
1 When the Silent Child Speaks	6
2 Your Life Path and Clearing Karmic Debt	19
3 Your Cosmic Blueprint	45
4 Energy Sovereignty	66
5 Shadow Integration	84
6 Sacred Relationships & Divine Rewriting	96
7 Ancestral Healing, Power & Money	107
8 Sacred Space Creation	118
9 Spiritual Hygiene & Protection	132
10 Nourishment & Digital Detox	144

11 The Alchemist Within	154
✿ ACKNOWLEDGMENTS	163
<i>About the Author</i>	164
<i>Closing Prayers</i>	165
<i>Spiritual Index</i>	166

Spiritual Wellness Disclaimer

☺ This book is created for spiritual growth, emotional healing, and personal reflection. The insights, experiences, and interpretations shared by the author are intended for inspiration and educational purposes only.

This work is not a substitute for professional mental health, medical, legal, or financial advice. Readers are encouraged to seek appropriate professional support when needed. The author and publisher assume no responsibility for any actions taken based on the content of this book.

🌿 How to Use This Book

🌿 HOW TO USE THIS BOOK

A structured, sacred guide for your healing journey

This book is not meant to be read once and set aside. It is meant to be used, returned to, and lived with. You are holding a 2-in-1 Shadow Work System that supports both learning and transformation.

✧ PART I – The Ritual Guide

This section teaches you how healing, awakening, and shadow integration work. Each chapter includes:

- a chakra alignment
- an emotional anchor
- spiritual teaching
- embodiment practices
- a reflection or participant prompt

These teachings prepare your mind, body, and spirit for the deeper work that follows.

After reading a chapter, you will be guided into the matching workbook section in Part II to:

write

track

release

integrate

declare new identity contracts

This rhythm creates safety, clarity, and flow.

✧ PART II — The Custom Workbook

This becomes your personal record of transformation — your living Shadow Book. There is no wrong entry point. There is only the place your nervous system is ready to begin.

The workbook is where transformation becomes visible.

It is where:

patterns become clear

emotions become language

trauma becomes conscious

identity becomes rewritten

Use pencil, colored pens, or markers. Let your handwriting shift as you shift. This becomes your soul archive.

You may:

return to the same section multiple times

complete pages slowly

skip and revisit when ready

This is not performance. This is permission.

● Your Shadow Book

As you complete each workbook section, you are building your own Shadow Book — a personal archive of truth, healing, and awakening.

You may keep it:

- in a binder
- in a journal
- in a folder
- or printed as a workbook

There is no **wrong way** to build it. What matters is that you show up honestly. You are also invited to use the Chakra Color Codes throughout your pages. Color is a healing language — it helps your nervous system recognize what you're working through.

You may:

- highlight entries in the chakra color that matches the theme
- write affirmations in the color of the chakra you're activating
- decorate your pages with chakra-coded borders or symbols or
- create a color-coded index for your Shadow Book.

Let each section bloom in the color of its healing. This allows you to create your own chakra-coded Shadow Book, using this workbook as your blueprint while personalizing it with your own energy, creativity, and intuition. Your Shadow Book becomes a living, evolving reflection of your healing journey — one that grows with you, shifts with you, and mirrors your awakening.

⌚ Your Pace Is Part of the Healing

Some chapters will feel light. Some will feel heavy. Some will feel activating. Some will feel tender. **Pause when your body asks.** Move forward when clarity rises. This is celestial timing, not pressure.

A Sacred Note on Safety

Shadow work can surface memories, grief, and old emotions. If you feel overwhelmed:

ground your body

step away from the page

seek professional support if needed

Strength includes knowing when to receive help.

🔑 Your Commitment

This book will not change your life by simply being read. It will change your life when you:

tell the truth

feel the feelings

break the contracts

choose yourself anyway

Your healing is not accidental — it is intentional. Your awakening begins here.

Workbook Alignment Map

How Each Workbook Section Supports the Chapters This creates a seamless bridge between teaching and embodiment.

Section A – My Life Path & Karmic Code

Aligned With: • Chapter 2: *Life Path & Karmic Debt*

Section B – My Birth Chart & Planetary Allies

Aligned With: • Chapter 3: *Your Cosmic Blueprint*

Section C – Energy Audit & Cord Cutting

Aligned With: • Chapter 4: *Energy Sovereignty* • Chapter 6: *Sacred Relationships & Divine Rewriting (because cord-cutting + sovereignty + relational rewriting all overlap)*

Section D – Chakra Alignment Tracker

Aligned With: • Chapter 5: *Shadow Integration* ← ✓ corrected
(tracks emotional patterns, shadow triggers, and chakra shifts)

 Section E – My Ritual Routine Builder

Aligned With: • Chapter 6: *Sacred Relationships & Divine Rewriting* (heart-centered rituals, relational healing, daily practices)

 Section F – Movement & Sound Log


Aligned With: • Chapter 7: *Ancestral Healing, Power & Money* (somatic release, grounding, nervous system work)

 Section G – My Sacred Space Blueprint

Aligned With: • Chapter 8: *Sacred Space Creation*

 Section H – Protection & Cleansing Plan

Aligned With: • Chapter 9: *Spiritual Hygiene & Protection*

 Section I – Digital & Physical Detox Plan

Aligned With: • Chapter 10: *Nourishment & Digital Detox*

 Section J – Affirmation Archive

Aligned With: • Chapter 1: *When the Silent Child Speaks* • Ongoing identity rewriting (inner child, voice, self-concept, new identity codes)

 **Section K – Legacy Letter to Self**

Aligned With: • Chapter 11: *The Alchemist Within* • Final Integration & Timeline Collapse • Post-book identity anchoring

Chakra Color-Coded Table of Contents

● PART I: The Ritual Guide — Teachings, Tools & Transformation

Chapter | Title | Chakra | Color | Page

- 1 — When the Silent Child Speaks Crown • Violet • 1
- 2 — Your Life Path & Clearing Karmic Debt Solar Plexus • Yellow • 9
- 3 — Your Cosmic Blueprint Third Eye • Indigo • 17
- 4 — Energy Sovereignty Throat • Blue • 25
- 5 — Shadow Integration ← ✓ corrected Sacral • Orange • 33
- 6 — Sacred Relationships & Divine Rewriting Heart • Green • 41
- 7 — Ancestral Healing, Power & Money Solar Plexus/Root • Yellow/Red • 49
- 8 — Sacred Space Creation Sacral • Orange • 57
- 9 — Spiritual Hygiene & Protection Third Eye/Throat • Indigo/Blue • 65
- 10 — Nourishment & Digital Detox Root • Red • 73
- 11 — The Alchemist Within Crown • Violet • 81

PART II: The Custom Workbook — Your Shadow Book in the Making

Section | Title | Chakra Focus | Color | Page

- A — My Life Path & Karmic Code Solar Plexus • Yellow • 91
B — My Birth Chart & Planetary Allies Third Eye • Indigo • 95
C — Energy Audit & Cord Cutting Throat/Heart • Blue/Green •
99
D — Chakra Alignment Tracker All Chakras • Rainbow • 103
E — My Ritual Routine Builder Heart • Green • 107
F — Movement & Sound Log Root/Sacral • Red/Orange • 111
G — My Sacred Space Blueprint Sacral • Orange • 115
H — Protection & Cleansing Plan Third Eye • Indigo • 119
I — Digital & Physical Detox Plan Root • Red • 123
J — Affirmation Archive Crown • Violet • 127
K — Legacy Letter to Self Heart/Crown • Green/Violet • 131

Chakra System Overview

The chakra system is the energetic map that guides this entire book. Each chakra represents a doorway into a different layer of your emotional, spiritual, and psychological landscape.

Understanding these centers will help you recognize:

- where your patterns originate
- where your body stores memory
- where your voice was silenced
- where your power is returning

Below is a simple, intuitive overview to support your journey.

✧ Crown Chakra — “I Know”

Color: Violet

Themes: Purpose, intuition, divine connection

Shadow: Disconnection, numbness, spiritual exhaustion

Healing Focus: Awakening your inner wisdom

✧ Third Eye Chakra — “I See”

Color: Indigo

Themes: Insight, clarity, intuition, cosmic blueprint

Shadow: Confusion, self-doubt, ignoring inner truth

Healing Focus: Seeing yourself clearly

✧✧ Throat Chakra — “I Speak”

Color: Blue

Themes: Expression, boundaries, truth

Shadow: Silence, people-pleasing, fear of conflict

Healing Focus: Reclaiming your voice

✧✧ Heart Chakra — “I Love”

Color: Green

Themes: Compassion, forgiveness, emotional integration

Shadow: Grief, resentment, emotional walls

Healing Focus: Softening without losing yourself

✧✧ Solar Plexus Chakra — “I Am”

Color: Yellow

Themes: Identity, confidence, personal power

Shadow: Shame, self-abandonment, insecurity

Healing Focus: Rebuilding your sense of self

✧✧ Sacral Chakra — “I Feel”

Color: Orange

Themes: Creativity, sensuality, emotional flow

Shadow: Suppressed emotions, guilt, stagnation

Healing Focus: Allowing pleasure, movement, and expression

✧✧ Root Chakra — “I Am Safe”

Color: Red

Themes: Safety, grounding, stability

Shadow: Fear, survival mode, hypervigilance

Healing Focus: Rebuilding trust in your body and your world

Use this overview as a reference as you move through the chapters and workbook. Your healing will move through these centers in waves — not in order, but in rhythm.

🌀 Chakra Color & Frequency Key

🌀 Chakra Color, Frequency & Identity Key

A sacred map for color-coding your Shadow Book

Color is a frequency. Frequency is information. Your colors, your tones, and your affirmations become the energetic language of your healing. Use this key to color-code your workbook pages, highlight emotional patterns, and build your personalized chakra-coded Shadow Book.

♥ Crown Chakra – 963 Hz

Color: Purple **Identity Code:** “*I innerstand*” **Activates:**

- higher consciousness
- divine wisdom
- spiritual clarity
- **soul-level healing and identity integration**

Use purple when exploring awakening, purpose, spiritual healing, or reconnection with your higher self.

♥ Third Eye Chakra – 852 Hz

Color: Blue **Identity Code:** “*I see*” **Activates:**

- intuition
- inner vision
- truth-perception

Use blue when exploring intuition, dreams, or inner knowing.

Throat Chakra – 741 Hz

Color: Aqua-Blue **Identity Code:** “*I talk*” **Activates:**

- expression
- honesty
- authentic communication

Use aqua-blue when exploring voice, boundaries, or truth-telling.

♥ Heart Chakra – 639 Hz

Color: Green **Identity Code:** “*I love*” **Activates:**

- compassion
- forgiveness
- emotional harmony

Use green when exploring love, grief, or relational healing.

♥ Solar Plexus Chakra — 417 Hz

Color: Yellow **Identity Code:** “*I feel*” **Activates:**

- confidence
- personal will
- emotional release

Use yellow when exploring identity, empowerment, or self-worth.

♥ Root Chakra — 369 Hz

Color: Red **Identity Code:** “*I am*” **Activates:**

- grounding
- safety
- embodiment
- foundational truth

Use red when exploring stability, early memories, or survival patterns.

🌀 Shadow Work Alignment

As you move through your healing, you create and complete your own shadow — layer by layer — aligning each part of your journey with your authentic self. Your colors, your frequencies, and your identity codes become the map you return to as you transform.

This key is your **energetic legend** — the guide that helps you build your chakra-coded Shadow Book with intention, clarity, and sovereignty.

How to Color-Code Your Workbook

A sacred method for building your personalized chakra-coded Shadow Book

Your healing is multi-layered, and so is your energy. Color-coding your workbook allows you to **see your patterns**, **track your growth**, and **organize your shadow work** through the language of frequency. Use the **Chakra Color, Frequency & Identity Key** as your **guide**. Let each color become a doorway into deeper awareness.

1. Color-Code Your Writing

Use colored pens, markers, or highlighters to match the chakra you're working with.

Examples:

- Write affirmations in the color of the chakra you're activating
- Highlight emotional triggers in the matching chakra color
- Underline breakthroughs using the frequency color that resonates
- Circle patterns in the color of the chakra they belong to

This turns your Shadow Book into a **visual map of your healing**.

✿ 2. Color-Code Each Workbook Section

Each workbook section naturally aligns with a chakra. **Use the matching color to:**

- outline the page
- draw borders
- add symbols
- color the title
- mark the page tab

This helps your nervous system instantly recognize the energy you're working with.

🔍 3. Color-Code Your Reflections

When journaling or **completing activation pages:**

- use red for grounding and safety
- use yellow for identity and empowerment
- use green for love and forgiveness
- use blue or aqua-blue for truth and expression
- use indigo for intuition
- use purple for spiritual clarity

Your reflections become **frequency-coded entries** that speak directly to your subconscious.

4. Create a Color-Coded Index

At the back of your Shadow Book (or in a separate tab), **create a simple index:**

- Red pages → Root healing
- Yellow pages → Solar Plexus healing
- Green pages → Heart healing
- Aqua-blue pages → Throat healing
- Blue pages → Third Eye healing
- Purple pages → Crown healing

This makes it easy to revisit themes, track progress, and see how your healing evolves over time.

5. Use Color to Track Emotional Patterns

As you move through the workbook:

- mark repeated themes in the same color
- highlight recurring shadows
- color-code breakthroughs
- track emotional cycles

Over time, you'll see your healing visually — not just emotionally.

💡 6. Let Your Shadow Book Become a Living Artifact

Your colors, your frequencies, and **your identity codes become:**

- your map
- your mirror
- your medicine
- your record of transformation

There is **no wrong way** to color-code your journey. Let your intuition lead. Let your creativity speak. Let your healing be seen.

Cleansing Tools & Spiritual Supplies

Before you begin the deeper layers of shadow work; it helps to gather a few grounding tools. These items are not required — but they support clarity, emotional regulation, and energetic protection.

Recommended Tools

- White Sage or Palo Santo
(for clearing stagnant energy)
- Incense or Resin
(for intention-setting)
- Florida Water
(for cleansing the aura and space)
- Salt
(for grounding and protection)
- A journal or binder
(your healing archive)
- A candle
(to anchor presence and focus)

- A glass of water
(to absorb emotional energy during release work)

These tools help you create a container — a sacred space where your nervous system feels safe enough to open.

Spiritual Baths for Cleansing & Emotional Reset

A spiritual bath is a sacred cleansing ritual that helps release emotional heaviness, clear stagnant energy, and bring the mind and body back into balance. It is not about the water itself — it is about intention, presence, and energetic reset.

Spiritual baths support your healing by: • calming the nervous system • releasing emotional residue • grounding your energy • preparing you for shadow work • helping you sleep more peacefully • aligning your spirit with God's guidance

A spiritual bath is a moment of surrender — a return to yourself.

✧ Why Spiritual Baths Matter

Your body holds memory. Your energy holds emotion. Your spirit holds truth.

A spiritual bath helps you: • let go of negativity • soften anxiety • clear your aura • reset after conflict or overwhelm • transition into a new emotional state • prepare for prayer, journaling, or deep reflection

It is a ritual of release and renewal — a way to wash away what no longer belongs to you.

☾ When to Take a Spiritual Bath

You may take one anytime, but they are especially powerful:

During the Waning Moon → for release, letting go, emotional detox

During the New Moon → for reset, intention-setting, new beginnings

Before Sleep → to calm the mind, soothe the body, and invite peaceful rest

After Emotional Overwhelm → when you feel heavy, drained, or spiritually cluttered

Before Shadow Work → to prepare your heart and nervous system for deeper healing

After Breakthroughs → to integrate new awareness and anchor clarity

Your bath becomes a spiritual checkpoint — a moment to breathe, reset, and realign.

🌿 What to Include in Your Spiritual Bath

You may use any combination of:

- Epsom salt or sea salt (for cleansing)
- Herbs (lavender, rosemary, chamomile)
- Oils (frankincense, eucalyptus, rose)
- Crystals (placed *around* the tub, not inside)
- Prayer or scripture
- Soft music or silence
- Candlelight
- Intention

The ingredients are not the power — **your intention is.**

✧ How to Take a Spiritual Bath

1. Set your intention: *What am I releasing? What am I calling in?*
2. Prepare the water with salt, herbs, or oils.
3. Light a candle or speak a prayer.
4. Step into the water slowly, with presence.
5. Submerge your hands, your heart, or your entire body.
6. Breathe deeply and allow the water to hold you.
7. Visualize heaviness leaving your body.
8. When finished, let the water drain as you release what no longer serves you.

This is a ritual of cleansing, not perfection.

✧ Spiritual Bath Prayer

“God, cleanse my spirit and calm my mind. Wash away what is heavy, and restore what is holy. Renew my strength, clear my energy, and anchor me in Your peace.”

Vision Board

A vision board is not about manifesting objects — it's about identity alignment. It is a sacred altar of imagery, intention, and frequency that reflects the healed, expanded version of you.

This section helps you:

- witness your future self with clarity
- embody the energy of your next chapter
- shift your subconscious identity
- align your healing with your purpose
- activate the same frequencies you explore in your chakra-coded Shadow Book

Your vision board becomes a portal — a visual doorway into your becoming.

How to Use This Section

Gather images, colors, and symbols that reflect your highest identity

- Choose visuals that evoke emotion, resonance, and truth
- Use chakra colors to amplify the energy you're calling in
- Build your board intuitively — let your soul choose
- Revisit it after breakthroughs, releases, and awakenings
- Let it evolve as you evolve

Your vision board becomes a living artifact of your transformation — a visual embodiment of your healing, your reinvention, and your soul's unfolding.

Beginner Crystals

Crystals are not magic objects — they are energetic tools that help regulate the body, mind, and spirit. They hold frequency, memory, and intention. They support grounding, clarity, emotional balance, and spiritual protection.

Crystals do not replace God. They help you listen, focus, and stabilize your energy so you can hear Him more clearly. Below are beginner-friendly crystals that support the healing journey in this book.

1. Clear Quartz — The Amplifier

Chakra: Crown

Supports: Clarity, intuition, spiritual connection

Use When: You feel foggy, disconnected, or overwhelmed

Why It Helps: Clear Quartz amplifies intention and strengthens your connection to divine guidance.

2. Amethyst — The Calmer

Chakra: Third Eye & Crown

Supports: Peace, intuition, emotional soothing

Use When: Your mind won't quiet or your emotions feel heavy

Why It Helps: Amethyst softens anxiety and opens spiritual awareness.

3. Rose Quartz — The Heart Healer

Chakra: Heart

Supports: Self-love, compassion, emotional healing

Use When: You feel unworthy, rejected, or emotionally tender

Why It Helps: Rose Quartz restores softness, forgiveness, and inner gentleness.

4. Black Tourmaline — The Protector

Chakra: Root

Supports: Grounding, protection, boundary strength

Use When: You feel drained, unsafe, or energetically overwhelmed

Why It Helps: Black Tourmaline absorbs negativity and stabilizes your field.

5. Selenite — The Purifier

Chakra: Crown

Supports: Cleansing, clarity, spiritual protection

Use When: Your energy feels heavy or cluttered

Why It Helps: Selenite clears your aura and resets your spiritual space.

6. Citrine — The Solar Plexus Activator

Chakra: Solar Plexus

Supports: Confidence, joy, manifestation

Use When: You feel powerless or stuck

Why It Helps: Citrine boosts self-trust and personal power.

7. Red Jasper — The Grounder

Chakra: Root

Supports: Stability, courage, physical grounding

Use When: You feel scattered, anxious, or unrooted

Why It Helps: Red Jasper strengthens your foundation and calms the body.

✧ How to Use Your Crystals

- Hold during prayer or meditation
- Place on your altar or sacred space
- Carry in your pocket or bra
- Sleep with one under your pillow
- Place on chakra points during breathwork
- Use during journaling or emotional release

Crystals respond to intention, not perfection.

- Speak over them.
- Pray with them.
- Assign them purpose.

✧ Cleansing Your Crystals

Crystals absorb energy and must be cleansed regularly.

You may cleanse them with:

- Prayer
- Smoke (sage, cedar, incense)
- Selenite
- Sound (singing bowl, clapping)
- Sunlight or moonlight
- Salt (for non-porous stones only)

As you cleanse your crystals, you cleanse your spirit.

✧ Crystal Intention Prayer

“God, bless these tools of creation and clarity.

May they hold my intentions, protect my spirit, and support my healing.

Let them amplify Your guidance and anchor my peace.”

Synchronicity

Synchronicities is the language of alignment. It's how the universe, your intuition, and your nervous system communicate with you when words fall short.

This section helps you track: • repeating numbers • dreams • intuitive nudges • meaningful coincidences • emotional shifts • signs that appear during your healing

Why This Matters

Synchronicities show you: • when you're on the right path • when a chapter is closing • when a breakthrough is near • when your inner child is speaking • when your higher self is guiding

How to Use This Section

- Record synchronicities as they happen • Note how they made you feel • Look for patterns over time • Use them as confirmation, not pressure

Your synchronicities become a breadcrumb trail — guiding you back to yourself.

Prologue

● The Breaking

I didn't know I was unraveling. I called it burnout, silence, survival. But beneath the surface, something sacred was stirring — a shadow I had buried so deeply it began to speak through my body, my relationships, my resistance.

It came in whispers:

"You forgot me."

"You abandoned your truth."

"I am the part of you that remembers."

● The Awakening

One night, I lit a candle — not for beauty, but for clarity. I wrote a letter to myself and cried over every line. That was the first ritual. That was the first time I saw my shadow not as a threat, but as a teacher.

I didn't heal overnight. I learned to honor myself through every heartbreak by releasing the pain from the past to receive the gift of healing from the Universe. I turned silence into sacred structure. I built binders out of grief and clarity out of chaos.

○ **The Invitation**

This book is born from that moment.

It is not a manual.

It is a mirror.

If you are here, you are ready.

Ready to reclaim, ready to remember, ready to honor your becoming.

Ritual Reflection Prompt

What moment cracked you open?

What truth whispered through your silence?

Introduction

Shadows have always walked beside us — quiet, mysterious, and misunderstood.

They stretch across our past, flicker in our memories, and linger in the corners of our emotional rooms.

For storytellers, healers, and seekers, shadows are more than the absence of light — they are invitations.

They ask us to pause, reflect, and reclaim what we've hidden.

This book is a sacred guide into the world of shadow work — a process of exploring and integrating the parts of ourselves we've been taught to fear, deny, or forget.

These shadow aspects may include grief, rage, longing, shame, or even brilliance we weren't ready to hold.

They are not flaws.

They are fragments.

And they carry wisdom.

Shadow work is not new.

Its roots stretch through psychology, mythology, and spiritual traditions across cultures.

Carl Jung named it; our ancestors ritualized it.

It is the art of facing what we've buried and listening to what it has to say.

It is not about fixing — it's about facing.

Not about erasing — it's about embracing.

The importance of shadow work lies in its power to heal, clarify, and transform.

I began this work during a season of heartbreak, and it became my sanctuary.

When we meet our shadows with grace, we reclaim emotional sovereignty.

We stop performing and start integrating.

We stop hiding and start honoring.

We become whole — not perfect, but present.

Each page is a lantern.

Each prompt, a doorway.

This book is designed to be used alongside your binder system, with tabs, guided pages, and emotional anchors.

In these pages, you'll walk the shadowed paths with me.

You'll explore the stories, symbols, and rituals that help us turn pain into power and silence into sacred truth.

This is not just a book — it's a mirror, a map, and a legacy.

Welcome to the work.

Welcome to the wonder.

Welcome to the shadow.

🕯️ RITUAL PROMPT: MEETING THE SHADOW

Sacred Setup:

Find a quiet space. Light a candle or place a symbolic object nearby,

something that represents truth, protection, or transformation.

Have your journal ready.

Invocation Phrase:

“I am safe to see what I’ve hidden. I am ready to meet what I’ve denied.”

Prompt:

Write a letter to a part of yourself you’ve been avoiding.

It could be a memory, a trait, a feeling, or a version of you that still aches.

Begin with:

“I see you now...”

Let the words flow without judgment.

Don’t try to fix or explain — just witness.

This is not a purge.

This is a reunion.

Closing Ritual:

When you’re done, place your hand over your heart and say:

“I honor what I once hid. My shadow is not my enemy — it is my guide.”

Blow out the candle or close your journal with intention.

You’ve just taken the first step toward sacred integration.

1

When the Silent Child Speaks

✿ A SACRED RETURN TO THE VOICE WITHIN

Chakra Alignment: Crown (Violet)

Emotional Anchor: Awakening, Permission, Voice , Activation

Spiritual Blueprint: “The light shines in the darkness, and the darkness has not overcome it.” — John 1:5

Crown Chakra Reflection: This scripture affirms your divine right to clarity, awakening, and spiritual remembrance. As you reconnect with the voice within, you step into the light that has always lived inside you. Your intuition is holy. Your awakening is guided. Your voice is recognized by God.

✧ CHAPTER OPENER

“My voice is sacred. My truth is rising. I return to the child within me who was never meant to be silent.”

The silent child is the part of you that learned to shrink, hide, or disappear to survive. They learned:

- to swallow their truth
- to dim their light
- to silence their needs
- to protect others at the cost of themselves

But awakening begins when you realize:

Your voice was never the problem

Your silence was never your destiny

Your truth was never too much

This chapter is where you reclaim the voice that was buried beneath survival from narcissistic abuse. This is where the silent child finally speaks — and is heard.

✧ THE HIDDEN DOORWAY

“There is a voice inside me that was never allowed to speak. Today, I listen.”

The silent child lives in all of us. They are the part of the soul that was dismissed, ignored, or misunderstood. They carry the weight of unspoken truths, unmet needs, and forgotten dreams. This book is their microphone. Their altar. Their stage. Every journey begins with a threshold. In shadow work, that threshold

is the mirror — the place where we meet the parts of ourselves we have hidden.

The shadow self is not evil, nor is it a flaw. It is the collection of traits, emotions, and desires we pushed into the dark like anger, jealousy, envy, fear, selfishness, insecurities, and greed. This collection of traits also contains suppressed creativity, ambition, and desire. We wear masks to move through the world — hidden behind identities we learned to subconsciously accept to survive.

But beneath those masks lives the shadow. To deny it is to live half a life only showing the aspects you want the world to see or a doubled life one where you hide your unhealed aspects of yourself (shadow traits) for the sake of acceptance or status. To face it is to reclaim wholeness. Shadow work is not about fixing what is broken; it is about witnessing what was buried. It is the sacred act of turning toward the parts of ourselves we were taught to hide. And in doing so, we reclaim our power.

✿ MY FIRST ENCOUNTER WITH THE SHADOW

Shadow work did not arrive in my life as a trend or a theory — it came as a necessity. It showed up in the middle of broken appointments, (procrastination, skipping self care), ignored boundaries, and the silence that followed my truth. It wasn't just about healing — it was about reclaiming my voice, my time, and my sacred worth.

I first encountered my shadow during the most devastating season of my life — heartbreak that shattered my illusions and stripped me bare. I clung to the promise that God's rejection is

His protection, even when my heart didn't understand it. My love for my Heavenly Father never wavered, but it broke me to realize that I had to walk away from the one I believed was my forever; along with family, close frenemies, and career in order to heal wounds I didn't even know were bleeding.

It felt unfair. It felt holy. It felt like being torn open and held at the same time. But deception is real, and God's warnings are often whispered, not shouted. He knew what my spirit could not yet see. He knew the cost of my calling. He knew the weight of the anointing I carried. And he also knew I was blinded to the danger unhealed childhood wounds are breeding grounds for psychic attacks from energy vampires.

And the truth was simple and painful: the healing required a level of self-love I had never given myself or even knew existed. God wasn't taking love from me. He was taking me back to myself. I was trapped in the illusion of love, the twin flame unrequited love journey, mistaking emotional chaos for connection, all while abandoning my self-worth. When betrayal surfaced, it wasn't just pain — it was revelation.

That moment marked the beginning of my healing — a long, sacred journey back to myself. Shadow work became the lens through which I learned to see clearly again. I had to rebuild trust in my intuition; which is the voice of my soul that was hidden by trauma. I had to go within, dissecting each shadow, aligning my truth one astrological house at a time and using its reflection to consciously shape my choices — until every obstacle was removed from my divine path.

🌿 PREPARATION AS AN ACT OF SELF-LOVE

I discovered that preparation was more than a checklist — it was an act of self-love. Before facing the parts of myself hidden in the dark, I needed to become intentional and gentle with my own heart. Shadow work, for me, is not a performance. It is a blueprint for healing my spirit and restoring my divine lineage. It requires reverence, patience, and protection. What follows are the sacred tools that became my foundation.

🌿 SACRED TOOLS FOR THIS CHAPTER

Candle Colors for Intention:

Red — passion, courage, vitality

Green — abundance, prosperity, growth

White — purity, clarity, spiritual connection

Pink — self-love, compassion, emotional healing

Blue — communication, truth, peace

Yellow — joy, confidence, mental clarity

Black — protection, release, ending cycles

🌿 SETTING INTENTIONS

I begin by asking myself what I am truly seeking from this work. Is it healing? Understanding? Closure? Or simply the courage to look deeper? Naming my intention helps me remain anchored when old wounds surface. Sometimes my intention is layered and complex. Other times, it is simple and raw: *“I want to be heard.”* Intention transforms shadow work from emotional overwhelm into sacred direction.

🌿 CREATING A SAFE SPACE

Safety means more than physical comfort — it is emotional permission. I light a candle. I surround myself with objects that hold meaning. I remind myself that this space is sacred, designed for honesty and transformation. Sometimes this means journaling in bed — letting the truth spill out before I even stand up, catching the pieces of myself that only speak in the quiet. My safe space is where my truth is allowed to speak without punishment.

🌿 JOURNALING: THE WITNESS

Writing has always been my companion. When I journal, I let my thoughts flow freely — allowing memories, emotions, and insights to surface without censorship or judgment. This simple act of witnessing has become my gateway to understanding. It is where I document not just emotions, but timelines, contracts, and the quiet rituals of my self-advocacy. Journaling is where silence becomes language.

🌿 MEDITATION AND MINDFULNESS

Sitting quietly with my breath, I learned to greet the shadow with tenderness. Mindfulness helps me remain present — observing sensations and stories without reacting. Through meditation, I learned how to pause before responding. How to listen without collapsing. How to ritualize clarity. This is where my nervous system learned safety.

🌿 THERAPY AND COUNSELING

Some shadows are too heavy to hold alone. Reaching out for professional support gave me tools and containers strong enough to hold my story. Therapy reminded me that vulnerability is strength. That being witnessed in truth is not weakness. That healing is possible — even when the world has tried to gaslight your reality. Asking for help became one of my bravest spiritual acts.

🌿 CREATIVE EXPRESSION

When words were not enough, I turned to art — painting, drawing, movement, and visual creation this was all used in my self recovery. Creativity became a language for my shadow. It is how I reclaimed my story. How I ritualized closure. How I turn pain into beauty. Every brushstroke. Every binder tab. Every visual page. Each one declares: **“I am still here.”**

🌿 CLOSING REFLECTION

Shadow work invites you to confront the parts of yourself you have hidden, buried, or rejected. Even in scripture, the process of confronting the inner self is seen as a righteous and necessary step toward spiritual elevation.

David openly confronted his shadow when he prayed, *“Create in me a clean heart, O God, and renew a right spirit within me.”* — Psalm 51:10


Paul acknowledged his internal war, *“The good I want to do, I do*

not...but the evil I do not want, that is what I do.” — Romans 7:9

Shadow work aligns with this biblical truth: Healing begins with honest self-examination. Your shadow is not your enemy — it is the wounded child, the forgotten voice, the unhealed part of you asking for love, attention, and redemption.

Shadow work is not a single ritual — it is a lifelong conversation. It is how I advocate for myself. How I document my truth. How I transform silence into sacred structure. This chapter is not just my process — it is my ritual. And now, it is yours too.

Scripture Anchor: ” Search me, O God, and know heart my, and lead me in the way everlasting.” —Psalm 139:23-24

 PART II — CHAPTER 1 WORKBOOK - A Sacred Return to the Voice Within

Chakra Focus: Throat Chakra (Aqua-Blue)

Frequency: 741 Hz

Identity Code: “I talk”

Energetic Themes: Awakening • Permission • Divine Clarity

Workbook Alignment: Section J — Affirmation Archive

Throat Activation Workbook Pages

These pages mirror the teaching section and are designed for print or digital workbook use.

WORKBOOK PAGE 1 – Throat Chakra Awakening

When did I first learn to be silent? _____

What emotions feel hardest for me to express? Anger
Sadness Fear Joy Desire Needs

In what situations do I silence myself today? _____

Affirmation: "My voice deserves space. My truth deserves breath."

🔓 WORKBOOK PAGE 2 – Permission to Speak

Begin with:

A Letter From the Silent Child

"I've been waiting for you to hear me..." _____

Write from the voice of your inner child to your present self:

Optional Starters:

I felt invisible when...

I needed you to protect me when...

I still carry fear about...

What I want you to know now is...

Footer note: Tears are allowed here.

WORKBOOK PAGE 3 – Naming the Silent Child

A ritual for meeting the younger you with compassion and truth.

You Will Need:

- A candle
- A comfortable seat
- This book or your journal
- A quiet, uninterrupted space
- (Optional) A childhood photo or a memory of your younger self

Ritual Steps

- I lit my candle with intention
 - I placed a childhood photo or imagined my younger self
 - I read my letter aloud (or whispered it softly)
 - I closed with: “I hear you. I am here now.”

Post-Ritual Reflection

What emotion surfaced most strongly? _____

What does my inner child need more of now? _____

WORKBOOK PAGE 4 – My Safe Space Map

Where do I feel safest expressing my truth?

- Alone
- With certain people
- In nature
- In movement
- In prayer or meditation
- While writing

My Current Safe Space Looks Like: _____

What would make it feel even safer? _____

Boundary Declaration: *“I give myself permission to feel safe while healing.”*

Signature: _____ Date: _____

WORKBOOK PAGE 5 – Mask vs. Shadow Awareness

What This Mask Protects Me From Feeling

The mask I wear most often:

- Strong
- Happy
- Caretaker
- Peacemaker

Successful

Detached

My Shadow Traits That Want to Be Seen:

Anger

Jealousy

Fear

Control

Shame

Loneliness

Desire

Creativity

Truth Statement: *“The part of me I hide most is actually asking for _____.”*

● WORKBOOK PAGE 6 – The Child Walks With Me Now

Closing Integration

Finish These Sentences:

Before this chapter, my voice felt like: _____

After this chapter, my voice now feels like: _____

One promise I make to my inner child: _____

Final Affirmation

(Circle One or Write Your Own):

I am allowed to take up space
My voice is no longer a burden
I honor the child within me
I no longer abandon myself

Date Completed: _____

Emotional State Upon Closing: _____

2

Your Life Path and Clearing Karmic Debt

FINDING YOUR KEYS

Chakra Alignment: Solar Plexus (Yellow)

Emotional Anchor: Power, Choice, Accountability, Identity

Spiritual Blueprint: “Teach us to number our days, that we may gain a heart of wisdom.”

— Psalm 90:12

Solar Plexus Reflection: “Every soul carries keys — some we inherit, some we forge, some we must remember.” This chapter invites you back into the center of your personal power. The Solar Plexus is where identity, choice, and accountability live. As you uncover the keys you’ve carried through survival, ancestry, and experience, you begin reclaiming the parts of yourself that were forgotten, silenced, or surrendered. This is where your power returns to your hands.

☆ CHAPTER OPENER

A Return to Identity, Power, and Soul Contracts

This is where your power returns to your hands. In this chapter, you begin uncovering the truth beneath:

- survival patterns
- inherited pain
- unconscious decisions
- karmic cycles
- emotional wounds
- ancestral memory

These truths guide you through the karmic debt carried not only by you, but by the bloodlines/ generations before you:

Isolation

Depression

Confusion

Jealousy

Envy

Lust

Addictions

Anxiety

These are not “just emotions.” They are low-vibrational states of unresolved energy. When ignored, they become spiritual weight. Karmic debt is not punishment. It is unfinished soul business.

Karmic debt asks for:

- awareness

- responsibility
- choice

*****What you ignore today becomes what controls tomorrow. What you avoid now becomes what repeats later.*****

HEALING & CLEARING YOUR KARMIC DEBT

Identifying karmic debt is only the beginning. **Clearing** it is the sacred work. Karmic debt is not punishment. It is a **pattern** — a **repeating cycle** of behavior, emotion, or belief that your soul has carried across lifetimes or inherited through your lineage. These patterns show up as the same lessons, the same wounds, the same relationships, or the same emotional triggers repeating until they are healed. Karmic debt becomes visible when your soul is finally ready to release it.

Healing karmic debt requires three spiritual keys:

1. Awareness

You must first see the pattern clearly. Numerology reveals what your soul has been trying to show you all along. Whether the debt appears as a karmic number (13, 14, 16, 19) or as a missing number in your name (1–9), awareness is the doorway to liberation.

2. Responsibility

Not blame. Not shame. Responsibility. Responsibility means: **“I am willing to break this pattern so it does not continue through me.”** This is where

victim consciousness

dissolves and sovereignty begins. You cannot clear what you refuse to acknowledge.

3. Re-patterning

Karmic debt dissolves when you consciously choose a new response. Every karmic

number has a shadow and a healed expression:

- 13 becomes discipline instead of chaos
- 14 becomes balance instead of addiction
- 16 becomes humility instead of ego collapse
- 19 becomes empowerment instead of self-sacrifice

And every **missing number** (1–9) becomes a **soul lesson** you are meant to master in this lifetime. Clearing karmic debt is not about perfection — it is about consistency. Every time you choose the healed expression instead of the wounded one, the karmic pattern weakens. Every time you choose truth over fear, the cycle breaks. Every time you choose self-love over self-abandonment, the debt dissolves — and with it, the generational curse that once blinded you.

Karmic debt is cleared through:

- conscious choices
- emotional honesty
- boundaries
- forgiveness
- spiritual alignment
- inner child healing
- shadow integration
- choosing differently than before

☼ SOLAR PLEXUS ACTIVATION — THE SEAT OF PERSONAL POWER

The Solar Plexus governs:

- self-worth
- decision-making
- personal identity
- confidence
- boundaries
- willpower

When blocked, you may feel:

- powerless
- indecisive
- easily manipulated
- driven by fear instead of purpose

When activated, you become:

- clear
- grounded
- self-led
- spiritually sovereign

****Clearing karmic debt begins with the willingness to choose differently.****

✿ ANCESTRAL DEBT AND THE INNER CHILD CONTRACT

You may have endured emotional neglect, abandonment, or abuse.

You may have survived by:

- dissociating
- staying silent
- pretending everything was okay

As an adult, this becomes:

- rose-colored denial
- avoiding confrontation
- emotional detachment
- repeating unhealthy relationships
- resisting deep healing

The inner child does not disappear with age; they either remain wounded and reactive, or become integrated and empowered. The fact that you are reading this means the cycle is already breaking. You are being activated, not defeated.

****Refusing to heal does not pause your life. It redirects it into cycles of struggle.****

✿ YOUR LIFE PATH AS A SPIRITUAL KEY

Your Life Path number reveals:

- your spiritual lessons
- your repeated challenges

- your soul contracts
- your divine strengths

It shows:

- how power moves through your life
- where you tend to give it away
- where you are meant to reclaim it

****Your numbers are not random. They are encoded instructions.****

🌿 KARMIC DEBT — THE CALL TO CONSCIOUS POWER

Karmic debt does not mean you are broken. It means your soul is strong enough to transmute generational patterns.

Clearing karmic debt requires:

- conscious awareness
- personal accountability
- emotional honesty
- spiritual discipline

****This is where victim consciousness dissolves and sovereignty begins.****

🌿 LIFE PATH, NORTH NODE & DESTINY ALIGNMENT

Your Life Path number reveals your purpose — the lessons your soul came to master and the direction your life naturally wants to move toward. Your North Node reveals your destiny — the future you are growing into once you release the patterns that

block your evolution.

Karmic debt creates spiritual blockages that keep you stuck in your South Node. Clearing karmic debt removes those blockages and prepares you to receive the life aligned with your purpose. You are not chasing your destiny — you are clearing the path to it.

🌿 CHAKRA, ASTROLOGY, AND CELESTIAL DNA

You are not only healing emotion. You are reactivating celestial memory.

Your chakras correspond with:

- astrological houses
- planetary placements
- energetic inheritance

When blocked, your power fragments. When aligned, your identity stabilizes.

Clearing karmic debt unblocks:

- intuition
- confidence
- creative authority
- divine inheritance

****This is how your celestial DNA returns online.****

🌿 WHY MY SHADOW IS CALLED “THE SPIRIT OF DISILLUSIONMENT”

I named my shadow “the spirit of disillusionment” because it reflects both my personal history and the spiritual climate I was born into. I came into the world in 1969 — a time when the collective was healing from deception, upheaval, and emotional fragmentation. The world was waking up from illusions, and so was I.

My inner child endured trauma that created emotional blind spots. When a child grows up without consistent safety or clarity, the spirit compensates. Just like someone who loses one sense develops another, my soul sharpened in the places where I was wounded. Where I lacked protection, I developed discernment.

Where I lacked clarity, I developed spiritual sight. Where I lacked truth, I developed the ability to see through illusion. This gift didn’t come from fear. It came from survival. It came from resilience. It came from the Most High turning my wounds into wisdom. This is why I call my shadow gift the spirit of disillusionment — not because it harms me, but because it **breaks illusions** around me.

🌿 THE ACTIVATION OF MY SHADOW GIFT

When I finally named my shadow, something shifted inside me. I realized I had never been overtaken or controlled — I had been **unaware** of the gift I carried. My dreams weren’t warnings of danger; they were revelations of truth.

The Most High was showing me what my spirit already knew. My gift didn't attack me. My gift **protected** me. My gift dissolved illusions that were draining my energy. My gift restored my clarity and my power. This is what the spirit of disillusionment truly is — **a gift of discernment that activates when deception is present.**

It is the ability to see what others hide. It is the ability to feel what others disguise. It is the ability to break illusions simply by recognizing them.

This gift was shaped by:

- the trauma my inner child endured
- the collective deception of the era I was born into
- the moon phase that governed my birth
- the karmic lessons I came here to break

Once I understood this, everything made sense. My shadow wasn't my enemy — it was my **teacher**. My gift wasn't a burden — it was my **protection**. My clarity wasn't an accident — it was my **birthright**. This is why I teach shadow work. This is why I guide others into their Solar Plexus power. This is why I wrote this book. Because once you name your shadow, **your gift activates**. And once your gift activates, **your destiny begins**.

☞ SOLAR PLEXUS AFFIRMATION

**“My numbers speak the language of my soul.

I decode my karmic lessons with clarity.

I choose power with responsibility.”**

☼ THE 8 PLANETARY KEYS – KARMIC ACTIVATORS

Sun

Governs: Identity and purpose

When Blocked: Fear of being seen

When Aligned: Confidence and leadership

Moon

Governs: Emotions and inner child

When Blocked: Instability or emotional detachment

When Aligned: Emotional mastery

Mercury

Governs: Communication and thinking

When Blocked: Miscommunication or self-doubt

When Aligned: Clarity and expression

Venus

Governs: Love and self-worth

When Blocked: Jealousy or codependency

When Aligned: Harmony and self-respect

Mars

Governs: Action and drive

When Blocked: Passivity or suppressed anger

When Aligned: Healthy assertion

Jupiter

Governs: Growth and abundance

When Blocked: Stagnation or lack of trust

When Aligned: Expansion and opportunity

Saturn

Governs: Discipline and karma

When Blocked: Restriction or fear

When Aligned: Mastery and structure

Uranus

Governs: Awakening and truth

When Blocked: Chaos or instability

When Aligned: Liberation and innovation

THE 12 ASTROLOGICAL HOUSES — WHERE POWER PLAYS OUT

1st House — Identity

Theme: Personal power

2nd House — Money and Value

Theme: Self-worth

3rd House — Communication

Theme: Voice

4th House — Home and Ancestors

Theme: Roots

5th House — Creativity and Pleasure

Theme: Joy

6th House — Health and Service

Theme: Discipline

7th House — Relationships

Theme: Balance

8th House — Trauma and Intimacy

Theme: Transformation

9th House — Belief and Spirituality

Theme: Truth

10th House — Career and Reputation

Theme: Authority

11th House — Community and Vision

Theme: Alignment

12th House — Subconscious and Past Lives

Theme: Release

Later in Chapter 3, we'll explore these houses in more detail and see how they show up in your everyday life.

HOW PLANETS AND HOUSES WORK TOGETHER

****A planet shows what. A house shows where.****

Examples:

Mars in the 7th House:

Power struggles in relationships

Healing: boundaries and healthy assertion

Venus in the 2nd House:

Love tied to money or validation

Healing: self-worth

Every placement becomes a karmic classroom.

☘ SOLAR PLEXUS LINK TO ASTROLOGY

The Solar Plexus governs:

- choice
- action
- power
- discipline
- direction

Every planetary placement asks: Will I react unconsciously, or choose consciously?

When you align:

planets = energy

houses = life area

Solar Plexus = choice

You create karmic release through empowered action.

☘ CHAPTER 2 POWER AFFIRMATION

**“I no longer leak power through unconscious patterns.

I choose alignment.

I choose responsibility.

I choose sovereignty.”**

? PARTICIPATION PROMPT

These questions activates your soul contract.

Why am I here? _____

What legacy do I wish to create through this healing and this life? _____

Write without filtering: _____

? PART II – CHAPTER 2 WORKBOOK - Life Path & Clearing Karmic Debt

Chakra Focus: Crown Chakra (Purple)

Frequency: 963 Hz


Identity Code: “I innerstand”

Energetic Themes: Destiny · Soul Contracts · Karmic Lessons

Workbook Alignment: Section A — My Life Path & Karmic Code

Clearing Karmic Debt Activation Pages

These pages mirror the teaching section exactly and are designed for print or digital workbook use.

 WORKBOOK PAGE 1 – Life Path Calculations

Why Your Birth Moon Matters for Clearing Karmic Debt

To understand your karmic patterns, you must know the moon cycle you were born under. This reveals your shadow self — the emotional patterns shaped by childhood wounds and generational cycles.

♥ Step 1 — Locate Your Exact Time of Birth

Your exact birth time is **needed** to determine the moon's position at your moment of arrival. You can find this information in one of the following ways:

Long-form birth certificate (recommended)

Hospital birth records

Baby book or family documentation

Asking a parent or elder who remembers the approximate time

If you do not have your long-form birth certificate yet, you can still continue this workbook. Simply write down the closest known time and update it later when you receive the official document.

♥ Step 2 — Identify Your Birth Moon Phase

Once you have your birth time (exact or approximate), you can look up the **moon cycle that was active at the moment you were born**. This is important because:

The moon phase on the day and time of your birth reveals your Shadow Spirit.

For example: If you were born on a Friday, the moon cycle or phase active on **that specific Friday at your birth time** is what determines your shadow spirit. It is not the weekday itself — it is the **moon's position** during your arrival.

Common Moon Phases:

- New Moon
- Full Moon
- Waxing Crescent
- Waning Crescent
- First Quarter
- Last Quarter
- Waxing Gibbous
- Waning Gibbous

Your birth moon phase represents your **shadow self** — the emotional pattern you unconsciously repeat until it is healed. This is the part of you shaped by:

- childhood wounds
- generational patterns
- emotional cycles you inherited
- karmic lessons you came here to break

Understanding your birth moon phase helps you identify the doorway where karmic debt tries to repeat itself — and where your healing begins.

♥Step 3 — What Your Birth Moon Reveals

Your birth moon shows the core wound and core assignment you came into this life with. Example: if born under a New Moon you carry the spirit of New Beginnings.

Your shadow may show up as:

- starting over too quickly
- entering relationships without healing
- fear of trying new things
- staying stuck in a life that doesn't match your purpose

These patterns come from unhealed childhood wounds and become a doorway for generational karmic cycles to repeat.

☾ THE BALSAMIC WANING CRESCENT – THE MOON OF TRUTH & RELEASE

The balsamic waning crescent moon is the lunar phase of closure, healing, and preparation for new beginnings. It is the final phase before the New Moon, when illusions dissolve and hidden truths rise to the surface.

This is the moon of release — the moment when old patterns break, spiritual fog lifts, and clarity returns. This is the moon phase I was born under — the balsamic waning crescent — the phase of truth, release, and spiritual closure. It was under this same moon energy that the Most High revealed the truth to me, the perfect timing for illusions to dissolve and clarity to rise. This is my shared experience on how I learned to heal.

● **Step 4 — Why This Matters for Karmic Debt**

Your shadow self is where:

generational patterns hide
emotional wounds repeat
spiritual frenemies try to influence your choices
karmic cycles stay unbroken

But once you understand your birth moon, you gain the clarity to break the cycle and reclaim your path.

My Full Birth date: _____ / _____ / _____

Add all digits: _____

Reduce to one digit or master number: _____

My Life Path Number is: _____

🌿 How to Calculate Your Life Path Number

Your Life Path Number is found by reducing your full birth date (month, day, year) into a single digit — unless it becomes a **Master Number** (11, 22, or 33).

Follow these steps:

Step 1 — Write your birth date as numbers

MM / DD / YYYY

Example: July 14, 1992 → 07 / 14 / 1992

Step 2 — Reduce each section separately

Month: 07 → 0 + 7 = 7

Day: 14 → 1 + 4 = 5

Year: 1992 $\rightarrow 1 + 9 + 9 + 2 = 21$

Then reduce again: $2 + 1 = 3$

Step 3 — Add the three results together

7 (month)

5 (day)

3 (year) = 15

Then reduce again: $1 + 5 = 6$

Life Path Number = 6

★ **Master Numbers Exception:** If your final number is **11, 22, or 33, do not reduce** it further. These are known as **Master Life Path Numbers** and carry **higher spiritual assignments**. If one of these appears for you, simply keep it as your Life Path Number and explore its meaning as you continue your journey.

🔥 **WORKBOOK PAGE 2 — Karmic Debt Identification**

| Letter | Number | Letter | Number | Letter | Number |

| A | 1 | J | 10 | S | 19 |

| B | 2 | K | 11 | T | 20 |

| C | 3 | L | 12 | U | 21 |

| D | 4 | M | 13 | V | 22 |

| E | 5 | N | 14 | W | 23 |

| F | 6 | O | 15 | X | 24 |

| G | 7 | P | 16 | Y | 25 |

| H | 8 | Q | 17 | Z | 26 |

| I | 9 | R | 18 | |

✧ How to Use This Chart (above)

1. Write out your **full birth name** (first, middle, last).
2. Match each letter to its number.
3. Add the numbers for each name separately.
4. Reduce each name total to a single digit *unless* it equals: **13, 14, 16, or 19**
5. Circle any Karmic Debt Numbers that appear.

★ Name Breakdown Example (Sample Name)

Example Name: JESSICA TAYLOR

Step 1 — Match Each Letter to Its Number

Using your A–Z chart above:

First Name: JESSICA

Last Name: TAYLOR

★ Step 2 — Add the Totals for Each Name

First Name Total: JESSICA

$10 + 5 + 19 + 19 + 9 + 3 + 1 = 66$ (reduce to single digit) $6 + 6 = 12$
 $1 + 2 = 3$

Last Name Total: TAYLOR

$20 + 1 + 25 + 12 + 15 + 18 = 91$ (reduce to single digit) $9 + 1 = 10$
 $1 + 0 = 1$

☆ **Step 3 — Check for Karmic Debt Numbers**

Karmic Debt Numbers: **13, 14, 16, 19**

Now look at the totals and the individual letters:

- First Name Total = **3** → *No karmic debt*
- Last Name Total = **1** → *No karmic debt*
- Individual letters include:
- **19** (S)
- **19** (S again)

So this name contains **Karmic Debt 19** energy.

☆ **Step 4 — Write the Results**

Karmic Debt Numbers Found: **19**

- **What this means:** **19** → lessons around independence, power, leadership, and learning to balance self-sufficiency with connection.

Use this example as a guide when calculating your own name totals.

🔥 Name Karmic Debt Check

(now its your turn)

My Full Birth Name: _____

Numbers for Each Letter: _____

Name Totals: First Name: _____ Middle Name: _____
Last Name: _____

Do any of these totals equal: **13, 14, 16, or 19?**

Circle all that apply: **13, 14, 16, 19**

My Name Karmic Debt Number(s): _____

What patterns repeat in my life that may connect to this?

WORKBOOK PAGE 3 – What My Karmic Number Is
Teaching Me

If you carry:


13: Where do I resist discipline

14: Where do I struggle with excess or escapism

16: Where has ego loss forced spiritual growth

19: Where am I learning self-reliance

My personal karmic lesson feels like: _____

 WORKBOOK PAGE 4 – Soul Contract Reflection

What patterns feel ancient in my life? _____

What am I here to resolve? _____

🔮 WORKBOOK PAGE 5 – Karmic Clearing Ritual

Ritual Setup: Yellow candle Quiet space This workbook

Write your karmic number(s): _____

Journal:

What am I releasing from this karmic cycle? _____

What power am I reclaiming now? _____


Close with: “I release the old cycle! I claim my power!”

✨ WORKBOOK PAGE 6 – Legacy Activation

“My Life Path Number is _____ and it teaches me to:”

“My healed legacy looks like:”

Signature: _____ **Date:** _____

 WORKBOOK PAGE 7 – KARMIC DEBT NUMBERS (13, 14, 16, 19)

13 — *Karmic Debt of Discipline*

Past misuse of energy or shortcuts. Lesson: accountability, structure, consistent effort.

14 — *Karmic Debt of Freedom*


Past abuse of freedom or lack of boundaries. Lesson: self-discipline, responsibility, avoiding escapism.

16 — *Karmic Debt of Ego*

Past misuse of love, pride, or emotional power. Lesson: humility, empathy, spiritual awakening through relationships.

19 — *Karmic Debt of Power*

Past misuse of authority or independence. Lesson: interdependence, healthy leadership, balanced self-reliance.

 WORKBOOK PAGE 8 – LIFE PATH NUMBER MEANINGS

1 — *Leader, independent, ambitious*

2 — *Peacemaker, intuitive, diplomatic*

3 — *Creative, expressive, social*

4 — *Practical, organized, builder*

5 — *Adventurous, freedom-loving, adaptable*

6 — *Nurturing, responsible, family-centered*

7 — *Analytical, introspective, spiritual*

8 — *Ambitious, powerful, material-driven*

9 — *Compassionate, humanitarian, idealistic*
Master Numbers

11 — *Intuitive, visionary, inspirational* 22 — *Master builder, practical, influential* 33 — *Compassionate teacher, healer, guide*

3

Your Cosmic Blueprint

🌿 DESTINY, TIMING, AND CELESTIAL HEALING

Chakra Alignment: Third Eye (Indigo)

Emotional Anchor: Awareness, Destiny, Divine Timing

Spiritual Blueprint: “Your eyes saw my unformed body; all the days ordained for me were

written in Your book before one of them came to be.” — Psalm 139:16

Third Eye Reflection: This scripture affirms that nothing about your journey is accidental. Your path, your timing, and your unfolding have always been held in divine awareness. The Third Eye invites you into deeper perception — the ability to see beyond fear, beyond confusion, and beyond the limits of the physical world. As you awaken this inner sight, you begin to recognize the sacred timing woven through your life. Destiny is not distant; it is already written within you.

✧ CHAPTER OPENER

A Return to Awareness, Destiny, and Divine Timing

“The stars remember who I am. My birth chart is a map of my divine timing”

Before your name was spoken...

Before your first breath...

Before your story began...

The sky was written with you in mind.

Your birth chart is not prediction—it is permission.

It is a cosmic photograph of the exact moment your soul entered this lifetime.

It reveals your strengths, wounds, gifts, challenges, karma, purpose, and soul assignments.

****Your chart does not control you. It remembers you.****

✧ WHAT A BIRTH CHART REALLY IS

Your birth chart (natal chart) is created using:

- Your full birth date
- Your exact time of birth (from your long-form birth certificate)
- Your birthplace

From these three coordinates, the sky is mapped into:

- 12 Houses (life areas)
- 10 Planets (this chapter focuses on the core 8)

- 12 Zodiac Signs
- North and South Nodes (destiny axis)
- Angles and Aspects (how energies interact)

Your chart shows:

- Where energy flows easily
- Where karma repeats
- Where healing is required
- Where destiny is pulling you

🌿 **THE NORTH NODE & SOUTH NODE — YOUR SOUL'S ASSIGNMENT AND ALIGNMENT**

The Nodes are not physical planets. They are destiny points — the spiritual compass of your incarnation.

South Node — Who You Have Been

Represents:

- Past-life habits
- Ancestral memory
- Comfort zones
- Old wounds
- Skills you already know

This is where you feel safe — even when that safety keeps you stuck. **Your South Node is not your shadow self, but it can reveal the patterns your shadow tends to repeat.**

North Node — Who You Are Becoming

Represents:

- Destiny

- Growth
- New karmic direction
- The soul lessons of this lifetime

This is where your soul feels uncomfortable, yet undeniably called forward.

****Healing happens when you stop living only from your South Node and consciously walk toward your North Node.****

☙ SYNCHRONICITIES – THE LANGUAGE OF DIVINE TIMING

Synchronicities are not coincidences. They are messages, confirmations, and alignments sent to guide your path.

They appear when:

- your intuition is awakening
- your soul is remembering
- your destiny is activating
- your energy is shifting
- your spirit is listening

****Synchronicities are the universe's way of saying: "You are on the right path. Keep going!"****

Common forms of synchronicities:

- repeating numbers (111, 222, 444, 555)
- hearing the same phrase multiple times
- dreams that feel like messages
- meeting the right person at the right moment
- songs that answer your thoughts

- signs, symbols, animals appearing repeatedly
- sudden clarity or déjà vu
- divine interruptions that redirect your path

These moments are not random. They are breadcrumbs from God, guiding you toward alignment.

☯ WHY SYNCHRONICITIES MATTER IN YOUR HEALING

Synchronicities help you:

- trust your intuition
- recognize divine timing
- feel supported by the unseen
- break cycles of fear and doubt
- understand your soul's direction
- awaken your Third Eye awareness

****When you begin noticing synchronicities, you step into a deeper relationship with your destiny.****

How to work with synchronicities:

- pause when they appear
- ask: "What is this moment trying to show me?"
- journal the message
- follow the nudge
- trust the timing
- allow the guidance to unfold

****Synchronicities are invitations. They pull you toward the version of yourself you are becoming.****

🌿 MANIFESTING WITH THE MOON CALENDAR

The Moon governs:

- Emotions
- Intuition
- The subconscious
- Shadow memories
- Cycles of creation and release

When you align your healing and manifestations with the Moon, you stop forcing life and start co-creating with divine timing.

● **New Moon — Intention and Planting**

- Begin goals
- Set intentions
- Start healing cycles

◐ **First Quarter — Action**

- Take aligned steps
- Make adjustments

◑ **Full Moon — Illumination and Release**

- Emotional clarity
- Truth revealed
- Shadow surfaced
- Let-go rituals

◒ **Last Quarter — Integration**

- Reflection
- Forgiveness
- Closure

Your Moon placement in your birth chart reveals:

- How you emotionally process
- Where you store memory
- How you self-soothe
- How your inner child seeks safety

THE 8 CORE PLANETS AND WHAT THEY HEAL

These planets represent your internal architecture:

Sun — Identity, life force, purpose

Moon — Emotions, intuition, subconscious

Mercury — Communication, thoughts, voice

Venus — Love, worth, pleasure, relationships

Mars — Action, desire, anger, boundaries

Jupiter — Expansion, faith, growth

Saturn — Discipline, karma, structure, legacy

Uranus — Awakening, disruption, liberation

Each planet activates specific healing zones depending on:

- The house it falls in
- The sign it expresses through

THE 12 ASTROLOGICAL HOUSES AND LIFE AREAS

Each house represents a sacred area of life:

1 — Self and Identity

- 2 — Money and Worth
- 3 — Communication
- 4 — Home, Roots, Mother
- 5 — Creativity and Pleasure
- 6 — Health and Daily Rituals
- 7 — Relationships and Marriage
- 8 — Trauma, Sex, Death and Rebirth
- 9 — Beliefs and Spirituality
- 10 — Career and Public Legacy
- 11 — Community and Vision
- 12 — The Shadow and the Unconscious

When planets move through these houses—both in your chart and through transits—they **activate healing, disruption, growth, and awakening.**

♈ THE GREAT MUTATION — DECEMBER 21, 2020

On December 21, 2020, Jupiter and Saturn conjoined at 0° Aquarius, marking the Great Mutation. This was not just an astrological event—it was a global destiny reset. For over 200 years, these planets met in Earth signs (structure, control, material systems). Now they have entered Air signs, beginning a new 180-year cycle of consciousness, innovation, truth, and rebellion.

Aquarius governs:

- Humanity
- Technology
- Community

- Disruption of corrupt systems
- Awakening the collective

This shift explains why since 2021:

- Truth is surfacing
- Systems are collapsing
- Spiritual awakening has accelerated
- Old power structures are being challenged

This alignment reactivated:

- Global shadow work
- Inner child healing at mass scale
- Nervous system trauma surfacing
- Soul memory reawakening

🌿 **HOW ALIGNING WITH YOUR BIRTH CHART HEALS YOU**

When you read your chart, you are:

- Naming your patterns
- Understanding your reactions
- Locating your shadow
- Identifying your medicine
- Recognizing your destiny path

****Your chart does not judge you. It explains you.****

✧ PLANETARY GIFTS & SHADOWS

****What each planet gives you — and what it asks you to heal.****

Every planet carries a gift and a wound. The gift is your natural power. The wound is where your soul is asking for healing, integration, and maturity. Use this as a guide to understand what each planet in your chart is trying to teach you.

☾ **MOON** — Emotions, Instincts, Inner Child

Gift: emotional intelligence, intuition, nurturing Shadow: emotional reactivity, insecurity, fear of abandonment Healing: regulate your nervous system, reparent your inner child, honor your emotional needs

☀ **SUN** — Identity, Purpose, Vitality

Gift: confidence, creativity, self-expression Shadow: ego wounds, fear of visibility, self-doubt Healing: reclaim your voice, allow yourself to be seen, strengthen your sense of self

☿ **MERCURY** — Mind, Communication, Thinking

Gift: clarity, intelligence, articulation Shadow: overthinking, anxiety, miscommunication
Healing: speak your truth, slow your mind, trust your intuition

♀ **VENUS** — Love, Worth, Relationships, Money

Gift: beauty, harmony, attraction, magnetism Shadow: people-pleasing, codependency,

money wounds Healing: strengthen boundaries, heal self-worth, receive without guilt

♂ **MARS** — Drive, Anger, Action, Desire

Gift: courage, passion, ambition Shadow: anger suppression, impulsiveness, burnout

Healing: express anger safely, honor your desires, take aligned action

♃ **JUPITER** — Expansion, Blessings, Abundance

Gift: optimism, luck, growth Shadow: excess, avoidance, over-promising Healing: practice

moderation, ground your dreams, follow through

♄ **SATURN** — Discipline, Karma, Lessons, Structure

Gift: mastery, resilience, wisdom Shadow: fear, restriction, self-criticism Healing: release

perfectionism, trust divine timing, soften your inner authority

♅ **URANUS** — Freedom, Awakening, Innovation

Gift: originality, intuition, breakthroughs Shadow: rebellion, instability, emotional

detachment Healing: create healthy freedom, stabilize your nervous system, embrace authenticity

♆ **NEPTUNE** — Dreams, Spirituality, Imagination

Gift: intuition, compassion, creativity Shadow: illusion, escapism, confusion Healing:

ground your visions, set boundaries, trust clarity over fantasy

♃ **PLUTO** — Power, Transformation, Shadow Work

Gift: depth, rebirth, psychic insight Shadow: control, fear of loss, obsession Healing:

surrender, release old identities, embrace transformation

CHIRON — The Wounded Healer

Gift: wisdom through pain, empathy, healing abilities Shadow: old wounds, shame,

self-protection Healing: integrate your story, forgive yourself, turn pain into purpose

✧ HOW TO MANIFEST USING YOUR NATAL CHART

Your birth chart is a living map of how your energy creates, grows, and succeeds. Manifestation becomes clearer when you understand the natural flow of your chart.

Your 2nd House, 6th House, and 10th House form a sacred pathway:

2nd House — What you HAVE

6th House — What you DO

10th House — What you BECOME

This is the energetic cycle of manifestation.

☞ STEP 1 — Identify Your Seeds

Second House — The House of Gifts, Worth & Resources

This house reveals the gifts you were born with — the talents, instincts, and inner resources that form the foundation of your

abundance. Why this house matters? You cannot manifest from scarcity. You manifest from what already lives inside you.

What the Second House produces:

- natural talents
- creative gifts
- earning potential
- your relationship with money
- self-worth and value
- the energy of “I deserve”

How to apply it? Look at the planet(s) in your **Second House**. They show you what your soul wants to grow. **Example:** If Venus is here, your gifts are beauty, harmony, creativity, and connection. Your seeds are meant to grow through pleasure and alignment.

 **STEP 2 — Plant Your Seeds**

Sixth House — The House of Devotion, Service & Daily Work

This house shows how your gifts take root through routine, discipline, and service. Why this house matters? Manifestation becomes real through daily devotion. The **Sixth House** is where intention becomes action.

What the Sixth House produces:

- habits that support your goals
- structure and discipline
- meaningful service to others
- healing through routine

emotional regulation
nervous system stability

How to apply it? Look at the planet(s) in your **Sixth House**. They show you how to take action. **Example:** If Mars is here, your manifestation grows through movement, courage, and decisive action. Your seeds need momentum.

○ **STEP 3 — Reap Your Harvest**

Tenth House — The House of Career, Purpose & Public Recognition

This house reveals how your work becomes visible — how your gifts rise into leadership, mastery, and legacy. Why this house matters? The **Tenth House** shows where your efforts pay off and how the world receives your contribution.

What the Tenth House produces:

career breakthroughs
public recognition
leadership roles
mastery of your craft
long-term success
legacy and impact

How to apply it? Look at the planet(s) in your **Tenth House**. They show you how your harvest will appear. **Example:** If the Sun is here, your success comes through visibility, confidence, and stepping into your spotlight. Your harvest is meant to be seen.

✧ THE MANIFESTATION FORMULA

2nd House (Gifts) → 6th House (Devotion) → 10th House (Harvest)

This is why these houses matter:

Your **2nd** House shows what you already carry.

Your **6th** House shows how to activate it.

Your **10th** House shows what it becomes when fully expressed.

Your chart already knows your path. You are simply learning how to walk it with intention, devotion, and trust.

✧ CHAPTER 3 POWER AFFIRMATION

****“The stars remember who I am.**

I trust the timing written in my soul.

I walk my destiny with awareness.”**

✧ PARTICIPATION PROMPT

Pull your full birth chart.

****What planetary placement feels most alive to you right now—and why?***

PART II — CHAPTER 3 WORKBOOK - Your Cosmic Blueprint

Chakra Focus: Third Eye Chakra (Blue)

Frequency: 852 Hz

Identity Code: “I see”

Energetic Themes: Intuition • Vision • Spiritual Insight

Workbook Alignment: Section B — My Birth Chart & Planetary Allies

Cosmic Blueprint Activation Pages

These pages mirror the teaching section exactly and are designed for print or digital workbook use.

WORKBOOK PAGE 1 — Birth Chart Information

Full Name at Birth: _____

Birth date: _____

Exact Time of Birth: _____

City and State of Birth: _____

I used my long-form birth certificate: _____

I used an online birth chart generator: _____

My Rising Sign: _____

My Chart Ruler: _____

WORKBOOK PAGE 2 – My Moon and Emotional Healing

My Moon Sign: _____

My Moon House: _____

How I emotionally process: _____

How my inner child seeks safety: _____

What triggers my emotional wounds: _____

What soothes me: _____

WORKBOOK PAGE 3 – My Nodes: Past Life and Destiny

South Node Sign and House: _____

North Node Sign and House: _____

What I am releasing (South Node): _____

What I am becoming (North Node): _____

Where I feel resistance: _____

Where I feel called forward: _____

WORKBOOK PAGE 4 – Planetary Gifts and Shadows

Planet: _____

Sign: _____

House: _____

Gift this planet gives me: _____

Shadow this planet exposes: _____

—

What this planet is asking me to heal: _____

Affirmation for this planet: _____

WORKBOOK PAGE 5 — Moon Manifestation Tracker

New Moon Intention: _____

Full Moon Release: _____

What emotional pattern am I breaking this cycle? _____

What clarity surfaced during the Full Moon? _____

WORKBOOK PAGE 6 – Destiny Integration Ritual

Light an indigo candle.

Place your hand over your Third Eye.

Write:

The destiny I accept is: _____

The pattern I release is: _____

Closing Statement: “I trust the timing of my awakening.”

Signature: _____

Date: _____

VISUAL DIAGRAM — The Manifestation Houses

The Manifestation Triad:

10th House — Harvest Career, Legacy, Public Recognition



6th House — Action Daily Rituals, Service, Devotion



2nd House — Seeds Self-Worth, Talents, Resources

Interpretation: Your 2nd House shows what you have. Your 6th House shows what you do. Your 10th House shows what you become.

JOURNAL PROMPTS FOR PLANETARY HEALING

Sun — Identity and Purpose • Where am I hiding my true self?
• What identity am I outgrowing? • What part of me is ready to be seen?

Moon — Emotions and Inner Child • What emotion do I avoid the most? • What does my inner child need today? • Where do I feel emotionally unsafe?

Mercury — Mind and Communication • What truth am I afraid to speak? • Where do I silence myself? • What thought pattern

needs rewriting?

Venus — Love and Worth • Where do I undervalue myself? • What do I believe I deserve? • Where do I over give?

Mars — Anger and Boundaries • What am I angry about but haven't expressed? • Where do I need stronger boundaries? • What desire have I been suppressing?

Jupiter — Expansion and Blessings • Where am I playing small? • What dream feels too big to admit? • What abundance am I ready to receive?

Saturn — Karma and Lessons • What pattern keeps repeating? • What responsibility am I avoiding? • What mastery is trying to emerge?

Uranus — Awakening and Liberation • Where do I feel trapped? • What truth am I ready to admit? • What part of me wants freedom?

Neptune — Intuition and Illusion • Where am I confusing fantasy with intuition? • What boundary needs strengthening? • What dream feels divinely guided?

Pluto — Power and Transformation • What identity am I shedding? • What truth have I been avoiding? • What power am I reclaiming?

—

4

Energy Sovereignty

✿ RECOGNIZING YOUR ENERGY VS. OTHERS, CUTTING CORDS, & BOUNDARIES

Chakra Alignment: Root (Red) & Solar Plexus (Yellow)

Emotional Anchor: Safety, Power, Boundaries, Survival

Spiritual Blueprint: Energy Sovereignty — Reclaiming Power, Cutting Cords & Healing the Nervous System

Root & Solar Plexus Reflection: This chapter guides you back into ownership of your energy — what belongs to you, what never did, and what you've carried for far too long. The Root Chakra restores your sense of safety and grounding, while the Solar Plexus strengthens your personal power and boundaries. As you learn to recognize your energy versus the energy of others, you begin releasing cords, patterns, and attachments that drain your spirit. This is where you reclaim your space, your voice, and your sovereignty.

☆ CHAPTER OPENER

Understanding Spiritual Law: You break spiritual law when you take without giving, just as you break it when you give without receiving. The Universe is built on balance. Every exchange — emotional, spiritual, energetic, or physical — must honor reciprocity. When you over give, you drain your spirit. When you take without offering anything in return, you create imbalance that eventually returns to you. Healing begins when you honor the law of balance and allow energy to flow in both directions.

Energy sovereignty is the moment you realize:

No one owns you.

No trauma defines you.

No past version of you gets to dictate your future.

Until your energy is reclaimed, your life will feel **pulled instead of chosen**.

This chapter is where you stop leaking power and start living **from command instead of survival**.

✿ UNDERSTANDING STOCKHOLM SYNDROME IN ENERGETIC TERMS

Stockholm Syndrome is a trauma response where a person forms emotional attachment, loyalty, or empathy toward someone who has harmed, controlled, or manipulated them. It is not weakness — it is **survival psychology**.

When the nervous system feels unsafe, it tries to create connection with the source of harm as a way to reduce danger. This

creates a bond that feels like love, loyalty, or obligation, even when the relationship is unhealthy. Here's a clear, everyday example.

Imagine a person in a relationship where:

- they are criticized often
- their needs are dismissed
- they walk on eggshells
- they feel responsible for keeping the peace
- they fear abandonment or punishment

But then, occasionally, the person hurting them:

- apologizes
- shows affection
- gives attention
- offers small moments of kindness

The nervous system clings to those moments of relief. It says:

“If I stay close, maybe I’ll stay safe.”

This creates:

- loyalty to the person causing harm
- guilt for wanting to leave
- confusion about what love is
- self-blame
- difficulty setting boundaries
- fear of disappointing the other person

This is Stockholm Syndrome in emotional relationships — not just in extreme situations.

🌿 How It Shows Up Energetically

Stockholm Syndrome can look like:

- defending someone who hurt you
- feeling guilty for pulling away
- believing “they didn’t mean it”
- minimizing your own pain
- feeling responsible for their emotions
- staying because you fear the unknown
- confusing intensity with love
- believing you can “fix” or “heal” them

These patterns are **energetic cords** — emotional, psychological, and spiritual ties that keep you bound to someone who drains your power.

☺ How to Recognize the Pattern in Yourself

You may be experiencing this pattern if you notice:

- You feel more loyal to their comfort than your own safety
- You feel anxious when you think about setting boundaries
- You justify their behavior even when it hurts you
- You feel “addicted” to their approval
- You feel empty or unsafe without their presence
- You feel responsible for their healing, emotions, or reactions
- You fear losing them more than you fear losing yourself

- These are signs of **energetic imbalance**, not personal failure.

✿ How to Begin Cutting the Cord

Here is a gentle, workbook-friendly process you can include:

1. Name the Pattern

Write: “I am recognizing the ways I bonded with someone who hurt me.”

Naming breaks denial.

2. Acknowledge the Truth

Affirm: “This bond was created in survival, not love.”

This shifts the emotional meaning.

3. Reclaim Your Power

Write down:

what you gave

what it cost you

what you lost in yourself

Awareness dissolves attachment.

4. Identify the Hook

Ask: “What did I hope they would give me?” Love? Safety? Validation? Belonging?

This reveals the unmet need.

5. Give Yourself What You Were Seeking

This is the healing. You replace the external source with internal nourishment.

6. Release the Energetic Cord

A simple cord-cutting intention:

“I release the emotional, spiritual, and energetic ties that keep me bound to this pattern. I reclaim my power, my voice, and my sovereignty.”

7. Re-stabilize Your Nervous System

Because Stockholm Syndrome is a survival response, grounding is essential:

- deep breathing
- movement
- journaling
- prayer
- stillness
- reconnecting with your body

This helps your system feel safe without the old attachment.

⚡ WHAT IS ENERGY SOVEREIGNTY?

Energy sovereignty is the state of:

- Emotional self-ownership
- Nervous system regulation
- Boundary integrity
- Trauma release
- Power reclamation

When you lack energy sovereignty, you may experience:

- Trauma bonds
- People-pleasing
- Hyper-independence
- Dissociation
- Cycles of exhaustion
- Repeated toxic dynamics

These are not personal failures. They are **nervous system survival adaptations.**

🧠 THE NERVOUS SYSTEM & TRAUMA IMPRINTING

Your nervous system records:

- Shock
- Fear
- Abandonment
- Humiliation
- Betrayal
- Suppressed grief

If the body never completes the stress response, the trauma **stores itself in muscle, posture, breath, digestion, and emotional patterning.**

This is why:

You can think you've healed—but still react

You can love someone—and feel unsafe

You can be successful—and feel empty

Healing must include:

- The body
- The breath
- The subconscious
- The emotional memory field

🌿 HOW TRAUMA CREATES PAIN IN THE BODY

Trauma doesn't just affect emotions — it affects the body's entire stress system. When the nervous system stays in survival mode for too long, the body begins storing tension, fear, and unprocessed experiences in physical form.

This can show up as:

- back pain
- hip tightness
- leg cramps
- sciatica nerve pain
- shoulder tension
- headaches
- stomach discomfort
- chronic fatigue

These sensations are not imagined. They are the body's way of saying, **"I am carrying too much."**

🌿 WHY TRAUMA CREATES PAIN

Muscle Guarding: The body tightens to protect itself. This creates lower back pain, hip tension, neck tightness, and leg cramps.

Nerve Sensitization: When the nervous system stays on high alert, nerves become more reactive. This can contribute to sciatica flare-ups or shooting pains.

Stored Emotional Memory:

The body holds unprocessed experiences in specific areas,

hips → grief, shame, suppressed emotion

lower back → survival fear, financial stress

legs → fear of moving forward

shoulders → responsibility and burdens

Chronic Stress Hormones: Long-term stress increases inflammation and tension, which can amplify pain.

When breaking generational patterns, trauma bonds, or deep emotional imprints, you may reach a point where additional support is needed. Healing does not have to be done alone. Depending on the severity of your trauma, it can be helpful to work with a licensed mental-health professional, a medical provider, or a trusted spiritual practitioner who is trained in trauma-informed care. These forms of support do not replace your spiritual work — they strengthen it. Seeking help is not a sign of weakness; it is a sign of wisdom, safety, and self-protection.

****These are all traumatic symptoms. Your body is not betraying you — it is protecting you.****

TRAUMA BONDS: THE ILLUSION OF ATTACHMENT

A trauma bond forms when:

Love and pain become chemically linked

Safety and fear become intertwined

Approval becomes survival

Signs of trauma bonds:

You feel addicted to someone who hurts you

You struggle to leave even when you know you should

Absence feels like withdrawal

You rationalize emotional injury

Trauma bonds do not break through logic.

They break through nervous system re-patterning and energetic separation.

ENERGETIC CORDS: INVISIBLE CONTRACTS

Energetic cords form through:

- Emotionally charged relationships
- Sexual connections
- Trauma experiences
- Family lineage
- Power imbalances

Some cords nourish, others siphon.

Unhealed cords cause:

- Emotional override
- Repetitive thoughts about others
- Chronic guilt
- Sudden energy crashes
- Feeling “hooked” to the past

☺<? CORD CUTTING VS TRAUMA CLEARING

Cord cutting is not avoidance, it is **spiritual hygiene**.

Cord cutting **removes**:

- Energetic attachments
- Emotional drain
- Recycled memory loops
- Unconscious loyalty vows

But **trauma clearing** is deeper:

- It releases the fear stored in the body
- It teaches the nervous system safety again
- It dissolves re-enactment patterns

Both are necessary for full sovereignty.

“My body is safe. My energy is sovereign. I release what no longer has authority over my spirit.”

BOUNDARIES: THE ARCHITECTURE OF SELF-RESPECT

Boundaries are not walls, they are filters for what gets access to your life force.

Healthy boundaries regulate:

- How you give
- How you receive
- How you rest
- How you confront
- How you leave

When boundaries heal:

- Anxiety decreases
- Resentment dissolves
- Self-worth stabilizes
- Relationships become cleaner
- Manipulation loses access

🔥 SOLAR PLEXUS & ROOT CHAKRA HEALING

🌀 Solar Plexus (Power)

- Identity
- Self-trust
- Decision-making
- Assertiveness
- Autonomy

🌀 Root Chakra (Safety)

- Survival
- Housing
- Body trust
- Ancestral fear
- Money survival wounds

When these chakras stabilize:

- You stop abandoning yourself
- You stop over-explaining
- You stop seeking permission to exist

🔮 RITUAL TEACHING: POWER RECLAMATION

Power returns when:

You stop **re-traumatizing** yourself

You stop explaining your boundaries

You stop negotiating your safety

You stop romanticizing suffering

You do not heal by enduring more pain.

You heal by choosing yourself consistently.

🌿 Chapter 4 Affirmation

“I belong to myself.

My body is safe to inhabit.

My power returns to me whole.”

? PARTICIPATION PROMPT

Where in your life do you still feel energetically obligated instead of sovereign?

PART II — CHAPTER 4 WORKBOOK - Energy Sovereignty

Chakra Focus: Solar Plexus Chakra (Yellow)

Frequency: 417 Hz

Identity Code: “I feel”

Energetic Themes: Power • Autonomy • Boundaries • Embodiment

Workbook Alignment: Section C — Energy Audit & Cord Cutting

Energy Sovereignty Activation Pages

These pages mirror the teaching section exactly and are designed for print or digital workbook use.

WORKBOOK PAGE 1 — Nervous System Check-In

A moment to locate yourself before reclaiming your power.

Where is my body right now?

Calm

Alert

Tense

Shut down

Overwhelmed

Numb

Other: _____

Where do I feel sensation the strongest?

Chest

Stomach

Throat

Shoulders

Back

Jaw

Hands

Other: _____

What emotion is present beneath the sensation? _____

What does my body need in this moment? _____

Breath

Stillness

Movement

Water

Space

Comfort

Expression

Other: _____

Solar Plexus Grounding Statement

Write this in your own handwriting:

“I honor what my body is telling me. My feelings are information, not threats.”

Signature: _____ Date: _____

🔮? WORKBOOK PAGE 2 – Trauma Bond Inventory

Name / Initials: _____

How I feel after contact with them:

Do I feel:

- Drained
- Addicted
- Confused
- Anxious
- Guilty
- Empowered
- Calm

Is this bond rooted in love or survival? _____

⌘? WORKBOOK PAGE 3 – Cord Awareness

I feel energetically tied to: _____

What this tie costs my energy: _____

What I reclaim when I release it: _____

WORKBOOK PAGE 4 – Boundary Repair

Where I over-give: _____

Where I under-assert: _____

One boundary I commit to enforcing: _____

●● WORKBOOK PAGE 5 – Root & Solar Plexus Healing

Root Chakra (Safety)

Where I still feel unsafe: _____

Solar Plexus (Power)

Where I still hold back: _____

What empowerment feels like in my body: _____

🔮 WORKBOOK PAGE 6 – Power Reclamation Ritual

Materials:

Red candle

Yellow candle

Paper & pen

Write:

“The power I am reclaiming is...” _____

“The cycle I release is...” _____

Burn safely.

Close with:

“I am no longer available for energetic exploitation.”

Signature: _____ Date: _____

5

Shadow Integration

RECLAIMING THE FRAGMENTED

Chakra Alignment: Heart (Green)

Emotional Anchor: Compassion, Integration, Emotional Honesty

Spiritual Blueprint: “In Him all things hold together.” — Colossians 1:17

Heart Chakra Reflection: This chapter invites you into the gentle work of gathering the parts of yourself that were scattered through pain, survival, and silence. The Heart Chakra is where compassion meets truth — where you learn to hold your inner child, your past selves, and your present self with tenderness instead of judgment. Fragment retrieval is not about fixing what is broken; it is about remembering what was forgotten, honoring what was wounded, and welcoming every part of you back home. In this space, you begin the sacred work of self-reunification.



Figure 5.1 — Heart Chakra Energy Integration

****** *Your chakra system is a sacred map. Each center holds divine intelligence, guiding you toward balance, alignment, and wholeness.*

☆ CHAPTER OPENER

“Nothing in me is evil. Nothing in me is broken. Everything in me is asking to be loved back into wholeness.”

Shadow integration is not about defeating darkness. It is about ending exile. Every part of you that you disowned for survival—the angry child, the quiet one, the needy one, the defiant one—is still alive inside your nervous system, memory field, and emotional body. This chapter is where fragmentation ends and wholeness begins.

☞ WHAT IS THE SHADOW SELF?

The shadow is the part of you that learned:

“This is not safe to be.”

“This is too much.”

“This will not be loved.”

“This will not survive.” So it went underground.

The shadow holds:

- Rage you weren't allowed to express
- Grief you had no space to feel
- Desire you were taught to shame
- Power you were punished for holding
- Sensitivity that overwhelmed your caregivers

The shadow does not disappear. It waits.

☞ EMOTIONAL FRAGMENTATION & SURVIVAL SPLITS

Fragmentation occurs when a child:

- Is overwhelmed emotionally
- Is threatened or abandoned
- Feels unsafe expressing truth
- Experiences repeated invalidation
- Endures abuse or neglect

****The psyche splits to survive.****

You create “parts”:

- The achiever
- The caretaker
- The invisible one
- The rebel
- The perfectionist
- The dissociator

****These parts served you once. But they are not meant to run your adult life.****

🌿 HEART CHAKRA & SHADOW INTEGRATION

The Heart Chakra is the bridge between dignity and divinity.

When open:

- You feel compassion without self-betrayal
- You forgive without enabling
- You hold grief without drowning in it

When blocked:

- You attach through pain
- You over-give to feel worthy
- You fear abandonment more than dishonor

Shadow integration heals the heart by teaching it.

****You no longer have to fragment to be loved.****

🌿 THE INNER CHILD: KEEPER OF THE ORIGINAL WOUND

Your inner child holds:

- Your first heartbreak
- Your first betrayal
- Your first time feeling unsafe
- Your first time being abandoned emotionally

When ignored, the inner child manifests through:

- Triggers
- Relationship chaos
- Overreactions
- Fear of rejection
- Emotional regression

When tended:

- Joy returns
- Play emerges
- Safety rebuilds
- Creativity reactivates
- Self-trust stabilizes

🌿 TRIGGERS AS INVITATIONS

A trigger is not punishment. It is a portal.

Every emotional charge is a memory seeking:

- Witness
- Validation
- Care
- Re-parenting

- Truth
- Integration

****You are not “too sensitive”. You are touching unhealed memory.****

☞ DISASSOCIATION: THE FREEZE RESPONSE OF THE SOUL

Dissociation happens when:

- Pain exceeds the nervous system’s capacity
- Escape is impossible
- Fear is continuous

It can look like:

- Emotional numbness
- Spacing out
- Memory gaps
- Feeling unreal
- Watching yourself from outside

****This is not weakness. It is intelligence under unbearable conditions.****

☞ PARTS WORK: ENDING INTERNAL WAR

Healing does not come from:

- Destroying the shadow
- Forcing positivity
- Bypassing grief
- Policing emotion
- Spiritual shaming

Healing comes from:

- Self-dialogue
- Internal safety
- Emotional permission
- Tender accountability
- Truth without cruelty

****The shadow integrates when it no longer has to fight for survival.****

🌿 RITUAL TEACHING: BECOMING THE SAFE WITNESS

Your inner child does not need another fixer.

They need:

- Presence
- Protection
- Permission
- Consistency
- Gentle truth

****You become the parent you never had by showing up without abandoning yourself.****

🌿 CHAPTER 5 POWER AFFIRMATION

“Every part of me belongs. Every version of me is welcome home.”

? PARTICIPATION PROMPT

Which part of you learned to hide in order to survive? _____

? PART II – CHAPTER 5 WORKBOOK - Shadow Integration & Inner Child Repair

Chakra Focus: Heart Chakra (Green)

Frequency: 639 Hz

Identity Code: “I love”

Energetic Themes: Compassion • Integration • Emotional Healing

Workbook Alignment: Section D — Chakra Alignment Tracker Shadow Integration &

Inner Child Activation Pages

These pages mirror the teaching section exactly and are designed for print or digital workbook use.

WORKBOOK PAGE 1 – Fragment Awareness

A gentle introduction to the parts of you that learned to survive.

Where do I feel fragmented or disconnected?

- Emotionally
- Mentally
- Spiritually
- In relationships
- In self-expression

In my body

Other: _____

What part of me feels the youngest right now?

What emotion does this fragment carry?

Fear

Shame

Sadness

Anger

Loneliness

Confusion

Other: _____

What did this part of me learn to do in order to survive?

(Examples: stay quiet, stay small, stay strong, stay invisible)

Heart Chakra Healing Statement

Write this in your own handwriting:

“Every part of me deserves compassion. I welcome my fragments home with love.”

Signature: _____ Date: _____

♥ WORKBOOK PAGE 2 – Inner Child Check-In

My inner child feels:

- Afraid
- Angry
- Abandoned
- Lonely
- Over-responsible
- Unseen
- Playful
- Curious

What my inner child needs today: _____

What I can offer them today: _____

♥ WORKBOOK PAGE 3 – Trigger Mapping

Trigger event:

What it made me feel: _____
—

What it reminds me of: _____

What the younger version of me needed then: _____

What I can give myself now: _____

♥ WORKBOOK PAGE 4 – Heart Chakra Repair

When my heart closes, I usually:

When my heart opens, I feel: _____

What helps my heart feel safe: _____

♥ WORKBOOK PAGE 5 – Parts Integration Dialogue

A part of me says:

Another part of me responds: _____

The truth that holds them both: _____

♥ WORKBOOK PAGE 6 – Inner Child & Shadow
Integration Ritual

Materials:

- Green candle
- Stuffed animal or photo of younger you
- Journal

Ritual: Light the candle. Place your hand over your heart.

Say aloud: “You do not have to disappear to be loved.”

Write: What I apologize to my inner child for: _____

What I promise them now: _____

Signature: _____ **Date:** _____

Sacred Relationships & Divine Rewriting

HOW LOVE BECOMES THE ALTAR OF TRANSFORMATION

Chakra Alignment: Throat (Blue)

Emotional Anchor: Truth, Boundaries, Authentic Expression

Spiritual Blueprint: “Commit your works to the Lord, and your plans will be established.”

— Proverbs 16:3

Throat Chakra Reflection: A return to truth, boundaries, and authentic expression becomes the altar where transformation begins. Love is not passive; it is a refining fire that reveals what is real, what is sacred, and what must be released. As you speak truth, honor your boundaries, and express yourself without shrinking, you rewrite the patterns that once shaped your identity. Your rituals are sacred agreements with your future self. Each act of devotion strengthens your alignment and restores your power.

☆ CHAPTER OPENER

*“Every relationship introduces me to myself
Some come to awaken me.
Some come to wound me.
Some come to stay.”*

We are not healed in isolation, we are revealed in relationship.

Every bond you form is a **mirror** — reflecting:

- what you believe you deserve
- what you tolerate
- what you fear expressing
- what you sacrifice for connection
- what you hide to remain loved

****Sacred relationships do not arrive to keep you comfortable, they arrive to rewrite who you think you are.****

✿ TRAUMA BONDS VS. SACRED BONDS

Trauma Bonds Are Formed Through:

- inconsistency
- emotional starvation
- intermittent reward
- power imbalance
- abandonment wounds
- fear of loss
- addiction to intensity

Trauma bonds feel like:

- obsession
- anxiety
- withdrawal
- emotional chaos
- repeated betrayal cycles

****They do not feel safe — they feel familiar.****

Sacred Bonds Are Formed Through:

- honesty without punishment
- boundaries without abandonment
- conflict without cruelty
- accountability without shame
- presence without performance

Sacred bonds feel like:

- calm
- consistency
- mutual protection
- emotional safety
- stability without boredom

****Sacred love does not mirror your wounds; It stabilizes your nervous system.****

☞ **WHY WE ATTRACT; WHAT WE ATTRACT?**

We do not attract what we want; We attract what matches our self-concept.

If you believe:

- you must earn love → you attract conditional partners
- love equals suffering → you attract chaos

- you are invisible → you attract unavailable people
- you are too much → you attract those who reduce you

****Your relationships are not failures; they are feedback loops.****

🌿 THROAT CHAKRA & RELATIONSHIP REWRITING

The Throat Chakra governs:

- truth
- boundaries
- expression
- consent
- voice
- identity through communication

When blocked:

- you silence yourself to keep peace
- you over-explain to feel safe
- you swallow discomfort
- you abandon your truth to avoid conflict

When healed:

- you speak with clarity
- you ask without apologizing
- you leave without collapsing
- you express without self-erasure

****Every time you choose truth over attachment, you rewrite your identity at the cellular level.****

✿ DIVINE REWRITING: THE DEATH OF THE OLD SELF

Divine rewriting is the moment when:

- you can no longer betray yourself to be loved
- you no longer shrink for approval
- you no longer abandon your standards
- you no longer negotiate your boundaries

This phase often includes:

- sudden breakups
- long-time friendships dissolving
- spiritual loneliness
- identity grief
- the loss of who you used to be

****This grief is holy. It means your soul is restructuring.****

✿ BOUNDARIES ARE NOT WALLS – THEY ARE PORTALS

Boundaries do not push love away. They filter what enters.

Healthy boundaries say:

“You may not harm me.”

“You may not lie to me.”

“You may not access me without respect.”

Boundaries teach others how to treat you —

but more importantly, they teach you how to treat yourself.

🌿 THE SACRED CONTRACT OF LOVE

Every soulmate, karmic partner, and divine connection arrives with one of three roles:

The Awakener — breaks your illusions

The Teacher — reveals your patterns

The Companion — walks beside your evolution

****None are mistakes. Each one gathers fragments of your identity and returns them to you.****

🌿 SYNCHRONICITIES — THE LANGUAGE OF DIVINE TIMING

Synchronicities are not coincidences. They are messages, confirmations, and alignments sent to guide your path.

They appear when:

- your intuition is awakening
- your soul is remembering
- your destiny is activating
- your energy is shifting
- your spirit is listening

Synchronicities are the universe's way of saying:

“You are on the right path. Keep going!”

Common forms of synchronicity:

- repeating numbers (111, 222, 444, 555)
- hearing the same phrase multiple times
- dreams that feel like messages

- meeting the right person at the right moment
- songs that answer your thoughts
- signs, symbols, animals appearing repeatedly
- sudden clarity or déjà vu
- divine interruptions that redirect your path

These moments are not random. They are breadcrumbs from God, guiding you toward alignment.

Synchronicities help you:

- trust your intuition
- recognize divine timing
- feel supported by the unseen
- break cycles of fear and doubt
- understand your soul's direction
- awaken your Third Eye awareness

When you begin noticing synchronicities, you step into a deeper relationship with your destiny.

How to work with synchronicities:

- pause when they appear
- ask: "What is this moment trying to show me?"
- journal the message
- follow the nudge
- trust the timing
- allow the guidance to unfold

****Synchronicities are invitations. They pull you toward the version of yourself you are becoming.****

CHAPTER 6 POWER AFFIRMATION

Consistency is my devotion.

Daily rituals = spiritual maintenance.

Jesus often withdrew to quiet places to pray (Luke 5:6).

Daniel prayed three times daily (Daniel 6:10).

David meditated day and night (Psalm 1:2).

Your routines are and act of worship - a daily returning.

“I no longer abandon myself to be chosen.

I choose myself and invite truth to meet me there.”

PARTICIPATION PROMPT

Write which relationship in your life changed the way you see yourself and why?

PART II — CHAPTER 6 WORKBOOK- Sacred Relationships & Divine Identity Rewriting

Chakra Focus: Throat Chakra (Blue)

Frequency: 741 Hz

Identity Code: “I talk”

Energetic Themes: Truth · Boundaries · Divine Identity

Workbook Alignment: Section C — Energy Audit & Cord Cutting
Section E — Ritual Routine Builder

Sacred Relationship Activation Pages

These pages mirror the teaching section exactly and are

designed for print or digital workbook use.

♥ WORKBOOK PAGE 1 – Relationship Pattern Mapping

A clear look at the cycles that shape your connections:

The type of partner I attract most often: _____

The emotional pattern that repeats: _____

What this reveals about my self-worth: _____

♥ WORKBOOK PAGE 2 – Trauma Bond vs. Sacred Bond

A comparison of what drains you vs. what grounds you.

A relationship that felt consuming: _____

What made it addictive: _____

A relationship that felt safe: _____

What made it grounding: _____

♥ WORKBOOK PAGE 3 – Throat Chakra Truth Activation

The truth your body knows, even when your voice hesitates.

What I struggle to say in relationships: _____

What I fear will happen if I speak fully: _____

The truth my body already knows: _____

♥ WORKBOOK PAGE 4 – Boundary Definition

Where your voice becomes protection instead of silence.

One boundary I need to strengthen: _____

What I'm afraid will happen if I enforce it: _____

What actually happens when I abandon it: _____

♥ WORKBOOK PAGE 5 – Divine Rewriting Moment

A sacred identity shift in real time.

A version of me that is dying: _____

A version of me that is emerging: _____

What I must release in order to become them: _____

♥ WORKBOOK PAGE 6 – Sacred Relationship Rewriting
Ritual

A ritual for reclaiming your worth in love.

Materials:

Blue candle

Mirror

Journal

Ritual:

Light the candle. Look into your own eyes. Say aloud:

“I no longer negotiate my worth for connection.”

Write:

What I forgive myself for in love: _____

What I now require to stay: _____

Signature: _____ Date:

Ancestral Healing, Power & Money

🌿 RECLAIMING YOUR BLOODLINE AUTHORITY

Chakra Alignment: Root (Red)

Emotional Anchor: Safety, Survival, Worth, Sovereignty

Spiritual Blueprint: “In Him we live and move and have our being.” — Acts 17:28

Root Chakra Reflection: Your body is a sacred instrument. Through movement, breath, and presence, you release what the mind holds and return to divine flow. This chapter invites you to reclaim the authority that was always yours — the authority written into your lineage, your bones, and your spiritual DNA. As you heal generational trauma, confront financial and emotional patterns, and step into your inherited power, you restore the foundation of your life. This is where you remember that you are rooted in God, sustained by God, and empowered to rise in sovereignty.

✧ CHAPTER OPENER

“What I heal in myself, I heal seven generations forward and backward.”

You were not born into a vacuum; you were born into a bloodline of memory. A return to safety, worth, and sovereign power is your birthright!

Your nervous system carries:

- What your ancestors feared
- What they endured
- What they normalized
- What they survived
- What they never had space to heal

One of the most powerful places this inheritance lives is in:

- Your relationship with money
- Your relationship with power
- Your relationship with safety

****This chapter is where you stop surviving for ancestors who no longer need you to.****

✧ WHAT IS ANCESTRAL TRAUMA?

Ancestral trauma is emotional, psychological, and survival imprinting passed through:

- Epigenetics
- Cultural conditioning
- Family systems

- Unspoken rules
- Survival strategies
- Chronic fear responses

You may carry ancestral trauma if you notice:

- Chronic scarcity thinking
- Hyper-independence
- Fear of rest
- Guilt around success
- Fear of visibility
- Difficulty receiving
- Overworking to feel safe

Breaking generational trauma is sacred work, but it can also be heavy work. You are not meant to carry the weight of an entire bloodline alone. Depending on the depth of your wounds or the intensity of your family history, it may be helpful to seek support from a licensed mental-health professional, a medical provider, or a trusted spiritual practitioner trained in trauma-informed care. This does not replace your spiritual healing — it strengthens it. Asking for help is not a sign of weakness; it is a sign of wisdom, safety, and sovereignty.

****These patterns did not begin with you; but they can end with you.****

☯️ **ROOT CHAKRA, SURVIVAL & INHERITED FEAR**

The Root Chakra governs:

- Safety
- Shelter

- Money
- Food
- Stability
- Belonging
- Physical survival

When the root is wounded through lineage:

- The body lives in constant alert
- Rest feels unsafe
- Abundance feels suspicious
- Stillness feels dangerous
- Stability feels temporary

****Ancestral healing restores the body's right to feel safe without struggle.****

 **MONEY AS A SPIRITUAL CONTRACT**

Money is never just money.

It represents:

- Safety
- Freedom
- Choice
- Power
- Control
- Worth
- Voice
- Survival permission

If your ancestors experienced:

- Slavery

- Poverty
- War
- Displacement
- Domestic labor exploitation
- Financial abandonment
- Land theft
- Gender-based financial restriction

You may unknowingly hold vows like:

- “I must struggle to be worthy.”
- “Money is dangerous.”
- “If I have more, others will suffer.”
- “I don’t get to rest.”
- “I must carry everyone.”

****Money trauma is often loyalty disguised as fear.****

 **GENERATIONAL POWER & SILENCE**

Many bloodlines survived by learning:

- Don’t speak up
- Don’t challenge authority
- Don’t draw attention
- Don’t outshine elders
- Don’t disobey tradition
- Don’t break rank

These become subconscious rules that later manifest as:

- Fear of leadership
- Fear of wealth
- Fear of success

- Fear of being seen
- Fear of surpassing family

****You do not dishonor your ancestors by becoming powerful; you honor them by becoming free.****

✿ BREAKING GENERATIONAL CONTRACTS

Ancestral contracts are not written in words; they are written in:

- Nervous system reflexes
- Family roles
- Money behavior
- Emotional reactions
- Self-sabotage patterns

Breaking a contract looks like:

- Earning without guilt
 - Resting without fear
 - Saying no without collapse
 - Being seen without shrinking
 - Thriving without apology
- **This is not rebellion; this is liberation.****

✿ POWER AFTER SURVIVAL

Power after survival feels unfamiliar.

You may feel:

- Ungrounded in peace
- Uncomfortable with ease

- Guilty when life softens
- Suspicious of joy
- **Nervous when there is no crisis**

Your nervous system learned chaos as safety; now you are teaching it stability as safety; this is advanced healing. **YOU ARE THE BLOODLINE DISRUPTOR!** You are not here to repeat the pattern; you are here to interrupt it.

The reason it feels heavy is because:

- You are carrying awareness they did not have
- You are holding choices they did not get
- You are accessing tools they never saw

****You are not abandoning the ancestors; you are completing their unfinished prayer.****

☞ CHAPTER 7 POWER AFFIRMATION

“I am allowed to be safe, powerful, and supported.

Abundance does not betray my lineage — it heals it.”

☞ ? PARTICIPATION PROMPT

What survival pattern in your life feels older than you?

PART II — CHAPTER 7 WORKBOOK - Ancestral Healing, Power & Money Reclamation

Chakra Focus: Root Chakra (Red)

Frequency: 369 Hz

Identity Code: “I am”

Energetic Themes: Lineage · Security · Generational Restoration

Workbook Alignment: Section F — Movement & Sound Log

Ancestral Healing Activation Pages

These pages mirror the teaching section exactly and are designed for print or digital workbook use.

WORKBOOK PAGE 1 — Ancestral Pattern Recognition

A clear look at the money stories passed down through your lineage.

In my family, money was associated with:

- Stress
- Silence
- Control
- Scarcity
- Conflict
- Shame
- Power
- Survival

What I was taught (directly or indirectly) about money:

♥🔥 WORKBOOK PAGE 2 – Bloodline Survival
Contracts

The unspoken rules your lineage lived by.

Finish these sentences honestly:

“In my family, you must _____ to survive.”

“In my family, you are not allowed to _____.”

“In my family, people who have money are _____.”

Which of these contracts no longer serve me:

♥🔥 WORKBOOK PAGE 3 – Money & Power Shadow
Mapping

Where fear, conditioning, and inherited beliefs still live in the
body.

What I fear most about having more money: _____

What I secretly believe about powerful people: _____

Where I limit myself financially: _____

♥🔥👤 WORKBOOK PAGE 4 – Breaking the Contract

A conscious choice to end the generational agreement.

One ancestral belief I am releasing: _____

One new belief I am choosing: _____

—

One aligned financial or power-based action I commit to:

♥🔥👤 WORKBOOK PAGE 5 – Bloodline Letter Ritual

A written offering of release, honor, and reclamation.

Write a letter beginning with:

“Dear ancestors, I honor your survival. I release the burden of carrying your pain forward. I choose a new way.”

(Use the full page for your letter.)

♥🔥 WORKBOOK PAGE 6 – Root Chakra & Abundance
Ritual

A grounding ritual for safety, worthiness, and receiving.

Materials:

Red candle

Coin or bill

Bowl of water

Journal

Ritual:

Light the candle. Hold the coin over your heart. Say aloud: “I no longer confuse struggle with worth”

Write:

What I now give myself permission to receive: _____

Signature: _____ Date: _____

8

Sacred Space Creation

✿ A RETURN TO SAFETY, SELF DEVOTION, AND SPIRITUAL GROUNDING

Chakra Alignment: Heart (Green)

Emotional Anchor: Safety, Self-Devotion, Spiritual Grounding

Spiritual Blueprint: “Be still, and know that I am God.” — Psalm 46:10

Heart Chakra Reflection: Your sacred space is a sanctuary for your soul. Stillness invites clarity, grounding, and divine presence. This is where your spirit returns to itself — where you remember that you are held, guided, and deeply connected to God.

☆ CHAPTER OPENER

The Souls Sanctuary

Creating your sacred space is where your magic begins. This is the place that holds your concentration, your peace, your breath, and your truth. It is a sanctuary where your desires can breathe, where your dreams can unfold, and where your spirit can return whenever life becomes overwhelming. A sacred space is not defined by size, wealth, or aesthetics. It is defined by intention. It is the energetic container where your healing deepens, where your intuition sharpens, and where your connection to the Divine becomes unmistakable. You aren't just decorating a corner, you are consecrating a doorway.

A doorway to your inner world.

A doorway to your ancestors.

A doorway to your Highest Self.

****When you step into this space, you step into a version of yourself that is remembering. And the remembering is what activates the magic.****

🌿 WHY SACRED SPACES MATTER

Your environment is a silent participant in your spiritual journey, it shapes your mood, your focus, and your frequency. A chaotic environment keeps the mind chaotic. A sacred environment trains the body to enter calmness, presence, and alignment.

A sacred space:

- helps your nervous system regulate
- invites clarity into your thoughts

- strengthens your intuition
- deepens meditation
- creates spiritual consistency
- holds your rituals with reverence
- brings your elevated self forward

You are building a space that whispers, **You are safe. You are held. This is yours.**

Your sacred space also becomes a mirror of your healing. As you evolve, it evolves.

As you release, it shifts. As you awaken, it expands.

This space becomes a key element in your spiritual mastery.

🌿 CRYSTAL TOOLS FOR HOME, HEALING, AND ATMOSPHERE

Crystals for Sacred Space

Your home holds memory.

Your room holds energy.

Your altar holds intention.

Crystals help stabilize the atmosphere of your sacred space by:

- grounding your emotions
- cleansing stagnant energy
- amplifying prayer
- strengthening protection
- anchoring intention

These are the crystals best suited for creating a spiritually aligned environment.

****Black Tourmaline — The Home Protector****

Purpose: Shields your space from negativity and emotional residue

Place In: Entryways, corners, near electronics

Why It Works: Creates a grounding field that blocks intrusive energy

****Selenite — The Aura and Room Cleanser****

Purpose: Clears stagnant energy and raises the vibration of a room

Place In: Altars, windowsills, bedside tables

Why It Works: Selenite purifies without needing to be cleansed itself

****Amethyst — The Peace Stone****

Purpose: Calms the mind, softens anxiety, deepens spiritual connection

Place In: Meditation areas, bedrooms, prayer corners

Why It Works: Amethyst stabilizes emotional energy and supports intuition

****Clear Quartz — The Amplifier****

Purpose: Strengthens intention, prayer, and manifestation

Place In: Center of your altar or near candles

Why It Works: Quartz magnifies whatever energy you program into it

****Rose Quartz — The Heart Softener****

Purpose: Invites compassion, gentleness, and emotional healing

Place In: Bedrooms, self-care spaces, near mirrors

Why It Works: Rose Quartz restores softness and emotional safety

****Red Jasper — The Grounding Stone****

Purpose: Stabilizes the body and anchors your space

Place In: Living rooms, workspaces, meditation floors

Why It Works: Red Jasper strengthens your foundation and calms the body

🌿HOW TO PLACE CRYSTALS IN YOUR SACRED SPACE

Corners of the room: for protection and grounding

On your altar: to amplify prayer and intention

Near your bed: for emotional healing and peaceful sleep

By the door: to filter energy entering your home

In your workspace: for focus and clarity

****Your placement is intuitive — follow what feels aligned.****

🌿CLEANSING YOUR SPACE WITH CRYSTALS

Crystals can be used to cleanse your environment by:

- placing Selenite wands along windowsills
- keeping Black Tourmaline near the front door
- circling your room with Clear Quartz points
- holding Amethyst during prayer or meditation

****As you cleanse your space, you cleanse your spirit.****

🌿SACRED SPACE CRYSTAL PRAYER

“God, bless this space and the tools within it. Let these crystals hold peace, clarity, and protection. May this room be a sanctuary for healing, truth, and divine presence.”

WHAT BELONGS IN YOUR SACRED SPACE

There is no rigid rule; your sacred space is a reflection of your spirit.

However, here are the core elements that most people find powerful:

****1. An Anchor Object (The Heart of the Space)****

This could be:

- an altar
- a candle
- a statue or deity
- a photo of an ancestor
- a crystal cluster
- a plant or flower
- a journal

This object energetically “names” the space.

It becomes the visual reminder that you are stepping into sacred ground.

****2. Elements of the Four Directions****

Bringing the elements into your space creates balance and grounding:

Air: incense, feathers, oils, bells

Fire: candles, lanterns, matches

Water: bowls of water, seashells, moon water

Earth: crystals, plants, soil, stones

Each element calls different healing frequencies into your

practice.

****3. Sensory Enhancers****

Your senses anchor you in the present moment.

- soft lighting
- textures (blankets, rugs, pillows)
- sound bowls, soft playlists, chanting
- scents (sage, lavender, palo santo — if aligned with your tradition)

Let this be a space your body loves to enter.

****4. Healing Tools****

Depending on your path, include the tools you work with:

- tarot or oracle cards
- prayer beads or malas
- journals and pens
- astrology chart
- numerology sheets
- a mirror for shadow work
- affirmation cards
- a Bible or sacred texts
- herbal blends or teas

Your tools should feel like extensions of your consciousness.

✿ CREATING THE SPACE: STEP-BY-STEP RITUAL

This is not interior decorating. This is energetic initiation.

****Step 1: Clear the Energy****

Before you place anything down, clear the space.

Options include:

- clapping to break stagnant energy
- sound bowls
- prayer or intention
- smoke clearing (if aligned with your practice)
- opening windows
- salt bowls or Florida Water

Say aloud:

“Let only light, clarity, and love live here.”

****Step 2: Set Your Intention****

Your space will hold whatever you assign to it.

Choose one:

- healing
- manifestation
- peace
- meditation
- ancestral connection
- protection
- self-love
- reflection
- creation

Then speak:

“This space is dedicated to my healing. May every moment here be **transformative.”**

****Step 3: Design With Purpose****

Arrange your objects deliberately.

Ask yourself:

- Does this feel grounding?
- Does this feel inspiring?
- What emotion does this space evoke?
- What is the theme — peace, vision, awakening, manifestation?

Follow your intuition.

If an object weakens the vibe, remove it.

****Step 4: Activate the Space****

Sit within your new sanctuary.

Close your eyes.

Breathe deeply.

Visualize the room filling with green light — the color of the heart chakra; Allow the light to wrap around you like a warm embrace.

Speak:

“This is my sacred ground.”

I honor it.

I honor myself.

This space is blessed.”**

Your space is now activated.

🌿 MAINTAINING THE SACRED SPACE

A sacred space must be maintained with love; it is like a garden; it grows when tended.

****Daily Maintenance****

- light a candle for 60 seconds
- say your affirmation
- place your hand on your anchor object
- breathe gratitude into the room

****Weekly Refresh****

- replace water bowls
- wipe surfaces
- rearrange crystals
- add fresh flowers or incense
- declutter anything draining

****Monthly Renewal (Often on a New Moon)****

- refresh the intention
- add or remove items
- rededicate yourself to your path

Your sacred space grows with your spirit. Your sacred space is more than a room.

It is a declaration:

“I choose myself.”

“I choose my healing.”

“I choose my evolution.”

Whenever you step into this space, you are stepping deeper into

your purpose. You are grounding into your ancestral lineage. You are calling your future self forward. This is where you pray, meditate, manifest, rest, receive, release, and remember. This is your temple. Your altar. Your private universe. Your sacred return.

🌿 CHAPTER 8 POWER AFFIRMATION

“I create space that reflects my soul.
My altar is a mirror of my healing.”

📖 ? PARTICIPATION PROMPT:

Design your meditation corner. What objects feel sacred to you?

📖 ? PART II — CHAPTER 8 WORKBOOK - Sacred Space Creation

Chakra Focus: Heart Chakra (Green)

Frequency: 639 Hz

Identity Code: “I love”

Energetic Themes: Safety • Self-Devotion • Spiritual Grounding

Workbook Alignment: Section G — My Sacred Space Blueprint

Sacred Space Activation Pages

These pages mirror the teaching section exactly and are designed for print or digital workbook use.

♥ WORKBOOK PAGE 1 – Describe Your Ideal Sacred Space

What environment makes you feel safe and aligned?

- Light-filled
- Quiet
- Earthy
- Colorful
- Minimal
- Symbolic

Surrounded by nature Other: _____

♥ WORKBOOK PAGE 2 – Scripture Reflection

Which scripture resonates most with your healing space?

Psalm 46:10 — Be still...

Psalm 27:1 — The Lord is my light...

Psalm 34:18 — Close to the brokenhearted

Proverbs 4:23 — Guard your heart

Write why: _____

♥ WORKBOOK PAGE 3 – Your Altar Map

List the items you want to include and why they matter:

Candle: _____

Water: _____

Scripture/verse: _____

Photo/object: _____

Stones/flowers: _____

Others: _____

♥ WORKBOOK PAGE 4 – Design Your Sacred Space

(Drawing box / layout sketch area)

♥ WORKBOOK PAGE 5 – Emotional Intention Setting

What do you want this space to help you heal?

Anxiety

- Grief
- Confusion
- Childhood wounds
- Identity
- Faith
- Self-love
- Discipline

Write your intention: _____

—

♥ WORKBOOK PAGE 6 – Ritual Routine

Choose your sacred space rhythm:

Daily: _____

—

Weekly: _____

—

Monthly: _____

—

♥ WORKBOOK PAGE 7 – Closing Prayer

“Heavenly Father, bless this space. Let peace dwell here. Let truth arise here. Let clarity flow here. Let my soul return to itself in this place. Amen.”

Spiritual Hygiene & Protection

✿ THE SACRED ART OF SPIRITUAL CLEANSING

Chakra Alignment: Throat (Blue)

Emotional Anchor: Truth, Spiritual Authority, Energetic Boundaries

Spiritual Blueprint: “No weapon formed against you shall prosper.” — Isaiah 54:17

Throat Chakra Reflection: This scripture affirms your divine right to protection, clarity, and spiritual authority. As you cleanse your field and strengthen your boundaries, you align with the power of God that shields, guides, and surrounds you. Your voice is protected. Your spirit is fortified. Your energy is sovereign under divine law.

☆CHAPTER OPENER

Every spiritual tradition acknowledges the need for cleansing the spirit just as we cleanse the body. Scripture teaches that purity — inward and outward — is foundational to walking with the Most High. Spiritual hygiene is not superstition — it is soul maintenance. It keeps your aura bright, your emotions grounded, and your thoughts clear. You shower your physical body daily — your energy deserves the same care.

“Create in me a clean heart, O God, and renew a right spirit within me.” — Psalm 51:10

Cleansing your spiritual field helps you:

- release tension, fear, and anxiety
- dissolve energetic attachments,
- clear others' emotions from your field,
- reset your nervous system,
- return to the voice of God within and
- strengthen your spiritual authority

“Draw near to God, and He will draw near to you.” — James 4:8

****Spiritual hygiene is an act of devotion — a way to keep your spirit aligned with the**

Most High's vibration and protection.**

🌿 WHY PROTECTION MATTERS

Your energy field is sacred territory. It holds your identity, clarity, intuition, and connection to God. Scripture repeatedly speaks about guarding the heart, the mind, and the home. Your spiritual boundaries create divine protection around your life.

- **In scripture, protection is active:**
- The Israelites marked their doors with lamb's blood
- Jesus rebuked unclean spirits
- Angels protected the righteous
- David called upon God to surround him like a shield

Protection is both spiritual and conscious. It is the decision to say:

“My spirit is not available for attack, confusion, or chaos.”

When you protect your energy:

- you become harder to influence
- your intuition sharpens
- you discern false energy more easily
- your emotional space remains sovereign
- your connection to God deepens

“Above all else, guard your heart, for out of it flows the issues of life.” — Proverbs 4:23

****This is throat-chakra mastery — speaking and embodying spiritual authority.****

🌿 CLEANSING TOOLS AND THEIR BIBLICAL ENERGIES

1. Water — The First Cleanser

Water cleanses the body and symbolically cleanses the spirit.

Use through:

- baths
- showers
- anointing water
- river or ocean immersion

“Wash me, and I shall be whiter than snow.” — Psalm 51:7

Adding **salt** echoes biblical **purification practices**: *Elisha healed the waters with salt* — 2 Kings 2:20–22

2. Smoke Cleansing (Herbs & Resins)

The Bible references incense over 100 times.

“Let my prayer be set forth as incense.” — Psalm 141:2

You may use:

- frankincense
- myrrh
- sage
- palo santo
- cedar
- copal

These substances symbolically lift prayers upward and clear stagnant energy.

3. Prayer and Spoken Word

The most powerful protection tool in the universe is spoken prayer.

“Death and life are in the power of the tongue.” — Proverbs 18:21

Your voice carries authority. Your throat chakra activates spiritual law.

Speak:

“I cancel every assignment against my peace.”

“No weapon formed will prosper.”

“I am covered by the Most High.”

Say it with **AUTHORITY!!!**

4. Psalm 91 — The Ultimate Protection Scripture

“He shall give His angels charge over you.” — Psalm 91:11

Reading it aloud daily strengthens your spiritual perimeter.

5. Anointing Oils

Used throughout scripture for cleansing, consecration, and protection.

Common oils:

olive oil

frankincense

myrrh

hyssop

“*Is any sick among you? Let them anoint with oil.*” — James 5:14

You may anoint:

your forehead

your hands

your doorways

your bed
your heart space

🌿 CRYSTAL TOOLS FOR PROTECTION & SPIRITUAL AUTHORITY

Crystals are supportive tools that help strengthen boundaries, clear your field, and anchor your spiritual authority in God. They do not replace divine protection — they simply help you stay grounded, aware, and spiritually fortified as you walk in your purpose.

🌿 PROTECTION CRYSTALS & THEIR PURPOSE

Black Tourmaline — The Shield Blocks negative energy and stabilizes the Root Chakra.

Obsidian — The Truth Stone Cuts through illusions and strengthens discernment.

Selenite — The Purifier Clears your aura and dissolves energetic residue.

Amethyst — The Spiritual Protector Calms the mind and supports prayer and intuition.

Lapis Lazuli — The Authority Stone Strengthens your voice, truth, and spiritual authority.

Tiger's Eye — The Confidence Stone Supports courage, grounded decision-making, and spiritual confidence. Helps you stay centered when facing pressure, intimidation, or energetic interference.

How to Use Protection Crystals

- Place **Black Tourmaline** near doors or windows.
- Keep **Obsidian** on your altar or bedside.
- Sweep your aura with a **Selenite** wand.
- Hold **Amethyst** during prayer or meditation.
- Wear **Lapis Lazuli** when speaking boundaries.
- Carry **Tiger's Eye** when making decisions, asserting yourself, or entering environments where you need confidence and clarity.

Protection Crystal Prayer: “God, fortify my spirit and cleanse my field. Let these tools support the protection You have already given me. May my energy remain sovereign, clear, and aligned with Your light.”

🌿 Master Rituals for Cleansing & Protection

1. Morning Field Reset

Stand barefoot

Place hand over throat

Breathe deeply

Declare: “I anchor in truth. I anchor in clarity. I anchor in the Most High.”

Visualize blue light radiating outward

Read Scripture: Psalm 27:1

2. Nightly Aura Wash

Shower with intention

Imagine water pulling negativity away

Say: “Wash me clean, restore my peace.”

Anoint your throat

Read Psalm 23 or Psalm 91

3. Home Protection Ritual

Open windows

Cleanse room to room

Declare: “No unclean spirit may dwell here. Peace lives in this home.”

Read Scripture: John 14:27

4. Boundary-Setting Ritual

Write down:

who drains you

what behaviors exhaust you

what you will no longer accept

Read aloud: “I set boundaries with love and truth.”

Scripture: Matthew 5:37

Clearing Attachments & Emotional Residue

People leave energy behind. Spaces hold memory. Conversations linger.

• Signs you need cleansing:

- sudden irritability
- emotional heaviness
- feeling drained
- brain fog
- nightmares
- unexplainable sadness
- avoiding prayer

“Jesus regularly withdrew to lonely places and prayed.” — Luke 5:16

“In returning and rest you shall be saved; in quietness and trust shall be your strength.” — Isaiah 30:15

CHAPTER 9 – POWER AFFIRMATIONS

Affirmations for Protection & Spiritual Authority

1. “My energy is sovereign under God’s protection.”
2. “I release what is not mine and reclaim what is.”
3. “I walk in spiritual authority, clarity, and truth.”

PARTICIPATION PROMPTS

These prompts help your readers integrate the teachings through reflection, embodiment, and spiritual practice.

Prompts for Cleansing, Protection & Boundaries

1. *Where in your life do you feel your energy being drained or pulled?*

Identify the people, environments, or patterns that create energetic leaks.

📖 PART II — CHAPTER 9 WORKBOOK - Spiritual Hygiene & Protection

Chakra Focus: Throat Chakra (Blue)

Frequency: 741 Hz

Identity Code: “I talk”

Energetic Themes: Authority · Clarity · Spiritual Boundaries

Workbook Alignment: Section H — Protection & Cleansing Plan

Spiritual Hygiene Activation Pages

These pages mirror the teaching section exactly and are designed for print or digital workbook use.

🌀 WORKBOOK PAGE A — My Cleansing Tools

A list of the tools that support your clarity, protection, and spiritual hygiene.

List your cleansing and protection tools:

- Sage / Palo Santo
- Florida Water
- Anointing oil
- Prayer
- Scripture
- Sound bowls
- Incense
- Salt baths
- Journaling
- Worship music
- Breath work

Other tools I use or feel called to explore: _____

● WORKBOOK PAGE B — What Rituals Make Me Feel Safe?

A reflection on the practices that return you to yourself.

What practices help me return to myself: _____

What rituals calm my spirit: _____

What helps me feel spiritually protected: _____

What I want to add to my routine: _____

● WORKBOOK PAGE C — My Protection Declaration

A written statement of spiritual authority and energetic boundaries.

I protect my peace by: _____

I will no longer allow: _____

I feel unsafe when: _____

God protects me by: _____

● WORKBOOK PAGE D – Build Your Personal Protection Ritual

A customized ritual for cleansing, grounding, and spiritual authority.

Choose your ritual and write your steps. Examples:

- Morning cleansing prayer
- Nightly aura wash
- Home protection ritual
- Scripture-based protection
- Sound clearing
- Anointing oil ritual

My ritual steps: _____

Nourishment & Digital Detox

🌿 RETURNING TO THE WISDOM OF YOUR BODY

Chakra Alignment: Root Chakra (Red)

Emotional Anchor: Grounding, Safety, Physical Well-Being

Spiritual Blueprint Scriptures: *“Your body is a temple of the Holy Spirit.”* — 1 Corinthians 6:19–20 • *“Be still, and know that I am God.”* — Psalm 46:10 • *“Guard your heart, for everything you do flows from it.”* — Proverbs 4:23

Root Chakra Reflection: Your body is a sacred messenger. It speaks through hunger, rest, tension, intuition, and stillness. When you nourish your body and quiet digital noise, you return to presence — the place where God meets you, guides you, and grounds you. Healing deepens when you honor the wisdom of your physical temple.

✧ CHAPTER OPENER

Nourishment as Sacred Grounding

Healing is impossible without nourishment — not just food, but the full ecology of what you consume: sounds, images, conversations, environments, and energetic influences. Everything you intake becomes part of your inner landscape. Because your body is the sacred structure that houses your spirit, caring for it is not optional; it is holy work. Scripture reminds us: **“Your body is a temple of the Holy Spirit.”** — *1 Corinthians 6:19–20* Temples must be maintained, fed, cleansed, and honored. Your nourishment habits are not mundane routines — they are spiritual practices.

When you feed your body with real, alive, life-giving food, you communicate to your subconscious:

- “I am worthy of good things.”
- “I deserve to be cared for.”
- “I choose life.”

When your nervous system is overloaded by overstimulation, digital comparison, and emotional noise, your energy becomes scattered. Your Root Chakra weakens, and grounding is lost.

Nourishment is grounding. Grounding is safety. Safety is the soil where healing grows.

✧ THE SPIRITUAL IMPORTANCE OF NOURISHMENT

Nourishment is not only physical — it is emotional, mental, and energetic.

Physical Nourishment:

- Whole foods reconnect you with the earth.
- Hydration clears cognitive fog and enhances intuitive clarity.
- Sleep regulates hormones, emotions, and spiritual discernment.
- Movement moves stuck energy through the body.
- Emotional Nourishment:
 - Rest
 - Supportive relationships
 - Stillness
 - Laughter
 - Creative expression
 - Prayer

Undernourishment — physically or spiritually — leaves the mind vulnerable to anxiety, insecurity, and distraction.

Mental Nourishment:

uplifting information
wisdom over noise
scripture, meditation, reflective reading
silence

Proverbs 4:23 reminds us to guard the gates of the heart — and today, those gates are screens.

🌿 DIGITAL DETOX: RECLAIMING YOUR ATTENTION

We live in a world designed to steal your attention. Every scroll, ping, alert, and notification is engineered to fragment your energy and distract you from your purpose. Digital noise has become the new spiritual attack — subtle, constant, and disguised as convenience.

Signs You Need a Digital Detox:

- constant comparison
- decreased focus
- emotional numbness
- sleep disruption
- anxiety when not checking your phone
- irritability after scrolling
- spiritual disconnection

“Be still, and know that I am God.” — Psalm 46:10

Stillness has become a luxury. Silence has become rare. Yet God speaks most clearly in the quiet — not in the chaos of constant information.

Digital Boundaries That Heal:

set screen-free mornings

turn off unnecessary notifications

limit social media to specific times

keep your phone outside the bedroom

use Do Not Disturb during prayer, meditation, or journaling

regularly unfollow accounts that disturb your peace

****Your attention is sacred. Treat it as such.****

REWINDING THE NERVOUS SYSTEM

Your nervous system was not designed for:

- endless news cycles
- violent imagery
- social comparison
- digital over stimulation
- constant availability

It was designed for:

- nature
- community
- rest
- rhythm
- prayer
- embodied presence

Nourishment + Digital Detox = Nervous System Rebirth

Root Chakra healing begins when the nervous system finally feels safe again.

SPIRITUAL PRACTICES FOR RE-GROUNDING

- eating slowly
- breathing before meals
- praying over food

- unplugging while eating
- grounding walks
- lying on the floor or ground
- consuming scripture daily
- resting without guilt

Every grounding practice sends this message to your spirit:

“You are here. You are safe. You are supported.”

BUILDING YOUR NOURISHMENT RITUAL

You are not meant to heal through discipline alone, but through devotion. Ritualizing nourishment turns it into a joy instead of a chore.

Create a Nourishment Ritual

Morning Nourishment

- warm tea or infused water
- fruit or grounding foods
- gratitude practice
- 5–10 minutes of stillness

Midday Nourishment

- balanced meals
- screen-free eating
- sunlight
- breathing breaks

Evening Nourishment

- unplugging 60 minutes before bed
- scripture reading
- light stretching
- early bedtime

Foods That Support the Root Chakra

- root vegetables (carrots, beets, sweet potatoes)
- proteins
- red-colored foods (berries, peppers, apples)
- warm meals
- herbal teas

Grounding foods root your spirit in your body — where your power lives.

CHAPTER 10 POWER AFFIRMATION

“I nourish my body and mind. I release digital noise and return to presence.”

PARTICIPATION PROMPT

What foods, sleep habits, and tech boundaries support your healing?

PART II – CHAPTER 10 WORKBOOK – Nourishment & Digital Reset

Chakra Focus: Heart Chakra (Green)

Frequency: 639 Hz

Identity Code: “I love”

Energetic Themes: Nourishment · Rest · Digital Boundaries · Soul-Level Reset

Workbook Alignment: Section I — Nourishment & Reset Tracker

Nourishment & Digital Reset Activation Pages

These pages mirror the teaching section exactly and are designed for print or digital workbook use.

WORKBOOK PAGE — Nourishment & Digital Detox Plan

1. Body Nourishment Audit? _____

Which foods energize you? _____

Which foods drain you? _____

What shifts can you make this week? _____

2. Sleep & Rest Rhythm

Bedtime goal: _____

Wake time goal: _____

What keeps you from resting deeply? _____

3. Digital Boundaries

Check any you choose to adopt:

- Screen-free mornings
- No phone in bedroom
- Limit social media to _____ minutes/day
- Turn off notifications
- Weekly digital Sabbath
- Unfollow energy-draining accounts

What digital habits are harming your peace? _____

4. Nervous System Nourishment

Circle the practices you will commit to this week:

- grounding walks
- breathing pauses
- slow meals
- silence
- stretching
- prayer
- scripture meditation

tech-free evenings

5. Heart Chakra Reflection

Where do you feel emotionally depleted? _____

What nourishes your sense of love, safety, and connection?

6. Closing Scripture Meditation

“Be still, and know that I am God.” — Psalm 46:10

Write how this verse speaks to your healing: _____

The Alchemist Within

☘ TRANSMUTING PAIN INTO POWER AND LEGACY

Chakra Alignment: Crown Chakra (Violet)

Emotional Anchor: Divinity, Revelation, Spiritual Consciousness

Spiritual Blueprint Scriptures: • *“He gives beauty for ashes.”*
 — Isaiah 61:3 • *“Be transformed by the renewing of your mind.”*
 — Romans 12:2 • *“We have this treasure in earthen vessels.”* — 2
 Corinthians 4:7

Crown Chakra Reflection: This chapter is your ascension point — the moment where everything you’ve learned becomes embodied wisdom. The Crown Chakra opens when you accept that transformation is not something you chase; it is something you become. You are the vessel. You are the treasure. You are the alchemist.

☆CHAPTER OPENER

The Journey from Shadow to Alchemy

Every chapter before this one has brought you closer to your truth, your power, and your divine inheritance. But this final chapter asks something deeper.

What will you do with everything you have learned? _____

How will you turn your wounds into wisdom? _____

How will you reshape your story into strength? _____

This is the sacred work of the alchemist. Biblical, alchemy is woven through the entire arc of divine transformation — turning mourning into joy, sorrow into dancing, ashes into beauty (Isaiah 61:3). The Most High has always been in the business of transformation. You are simply remembering the ancient process.

Alchemy begins when you stop asking, “*Why did this happen to me?*” and begin asking, “*What is this trying to awaken in me?*” This is the chapter where you step into your divine role as creator, co-author, and co-healer of your life.

☙ Divine Transmutation: Pain as a Portal

Pain is not the final destination — it is the invitation. Every fear, heartbreak, rejection, betrayal, and disappointment you have faced is not wasted. It becomes spiritual material in the laboratory of your becoming. Like gold refined through heat, your soul strengthens through pressure. Romans 12:2 reminds us that transformation begins within — through the renewing of the mind. Pain may shape you, but your interpretation of pain is what determines your destiny.

☙ Pain Transmutation Formula

Awareness — “This hurt me.”

Acceptance — “This shaped me.”

Accountability — “This no longer defines me.”

Alchemy — “This now empowers me.”

You are not bypassing your pain — you are transmuting it. You are not erasing your story — you are sanctifying it. You are not rejecting your shadow — you are integrating it.

☙ You Are the Vessel of Divine Power

You are the vessel. The treasure is already within you. Alchemy is the process of uncovering it. There is nothing you need to become — only something you need to remember.

Traits of an Inner Alchemist:

You see possibility where others see failure

You find lessons in darkness

You trust your inner wisdom
You surrender with purpose, not fear
You choose perspective over reaction
You allow the Most High to guide your steps
You honor your intuition as a divine instrument

Your Crown Chakra — your portal to spiritual wisdom — opens fully when you begin to trust the truth already placed inside you.

You are not merely healing. You are evolving. You are elevating. You are ascending into higher knowing.

“We have this treasure in earthen vessels.” — 2 Corinthians 4:7

🌿 PRACTICING EVERYDAY ALCHEMY

Alchemy is not a single moment — it is a daily devotion. Daily alchemy rituals, morning intention setting. Ask: “What energy will I embody today?” Breath work or Prayer. Allow the Crown Chakra to open with stillness.

🌿 AFFIRMATION CRAFTING

Affirmations reshape neural pathways — the alchemical rewiring of the mind. Re-framing challenges instead of reacting, **observe:** “What is this teaching me? What power does this unlock?” Emotional Transmutation.

Move emotions through the body:

sound
movement
writing

crying
stillness

🌿 GRATITUDE AS ALCHEMICAL CATALYST

Gratitude accelerates spiritual transformation like fire to gold.

Questions of the Everyday Alchemist:

What is rising within me?

What am I being called to release?

Who am I becoming through this experience?

What divine wisdom am I receiving right now?

Affirmation Alchemy Example: When something painful happens — like losing a job — your mind may want to react with anger, fear, or bitterness. Instead of feeding the negative energy, choose one small thing to be grateful for. Even something simple, like your eyelids. Imagine having eyes without them — painful, right? Gratitude shifts your frequency, interrupts the emotional spiral, and opens the door to transformation. Positive focus doesn't deny the pain; it **alchemizes** it.

🌿 LEGACY WORK: BECOMING THE AUTHOR OF A NEW LINAGE

Your healing is not just for you — it is for every lineage before you and every lineage after you. Alchemy is the process of turning generational wounds into generational wisdom. You are the pivot point in your bloodline — the one chosen to break cycles, rewrite destiny, and elevate the entire ancestral tree.

Your Legacy as an Alchemist

You speak life instead of fear
You act from intention instead of trauma
You offer forgiveness without losing boundaries
You walk in purpose instead of survival
You create clarity for those who come after you
Your Crown Chakra connects you to ancestral knowing — the wisdom of those who endured, survived, and prayed you into existence.

LEGACY ACTIVATION MEDITATION

Close your eyes and ask:

“What part of my story becomes medicine?”

“What part of my pain becomes wisdom?”

“What part of my life becomes legacy?”


CHAPTER 11 POWER AFFIRMATION:

“I transmute pain into power. I am the alchemist of my own legacy.”

PARTICIPATION PROMPT

Write your daily affirmations. _____

What energy are you ready to embody? _____

 PART II – CHAPTER 11 WORKBOOK - The Alchemist
Within

Chakra Focus: Crown Chakra (Violet)

Frequency: 963 Hz

Identity Code: “I innerstand”

Energetic Themes: Transformation · Embodiment · Divine
Wisdom

Workbook Alignment: Section J — Daily Alchemy Practice

Alchemy Activation Pages

These pages mirror the teaching section exactly and are designed for print or digital workbook use.

 WORKBOOK PAGE — Daily Alchemy & Embodiment

1. Daily Affirmations

Write 5–10 affirmations that reflect the energy you are ready to embody.

1. _____

2. _____

3. _____

4. _____

5. _____

2. Pain to Power Reflection

Identify the experience that is ready to be transmuted.

What experience in your life is ready to be transformed?

What did it teach you? _____

How can it now empower you? _____

3. Crown Chakra Check-In

Where divine wisdom is speaking to you now? _____

Where are you receiving divine messages or intuition lately?

What spiritual nudges have been repeating? _____

4. Your Alchemist Ritual

Design a ritual that helps you transform energy.

Choose your ritual:

Breathwork

Prayer

Journaling

Movement

Affirmation

Silence

Scripture

Meditation

Describe your ritual: _____

5. Legacy Statement

Declare the future you are building: _____

Write 3 sentences about the legacy you are creating:

1. _____

2. _____

3. _____

6. Closing Scripture Meditation

Reflect on this verse:

“He gives beauty for ashes.” — Isaiah 61:3

How is God transforming your ashes into beauty? _____

ACKNOWLEDGMENTS

To every soul who has walked beside me — in love, in challenge, in silence, in prayer — thank you. Your presence shaped this book in ways words cannot fully hold.

To my ancestors, whose resilience flows through my bloodline, thank you for the battles you fought so I could stand here whole. Your strength is the foundation beneath every page.

To the Most High, who guided my healing, my voice, and my becoming — thank You for turning my ashes into beauty, my wounds into wisdom, and my silence into testimony.

To the readers holding this book: Thank you for choosing yourself. Thank you for returning to your voice. Thank you for trusting me to walk with you through the shadows and into the light.

This book is not just mine. It is ours. A shared altar of truth, healing, and transformation.

About the Author

Mildred Marcia, known to her community as FAITH, is a spiritual writer, intuitive guide, and legacy-builder devoted to helping others reclaim their voice, their power, and their divine identity. Through her work, she blends scripture, ancestral wisdom, emotional healing, and practical ritual to create pathways of transformation for those navigating trauma, spiritual awakening, and self-restoration.

As the founder of The Corner Well Express, she creates sacred spaces for healing through writing, metaphysical tools, spiritual education, and community support. Her mission is to help others return to the truth within — the voice that trauma tried to silence, the intuition that fear tried to bury, and the identity that God never allowed to die.

Her life stands as a testament to resilience, faith, and divine alignment. She offers this reminder to every reader: **Once you recognize the patterns that harm you, you are no longer bound to them. Awareness is your awakening, and departure is your liberation. Healing requires a decision, a will, and a promise to yourself to never return to what tried to break you.**

She invites every reader to rise, reclaim, and walk forward in the fullness of who they were always meant to be.

Closing Prayers

Heavenly Father, Thank You for every page, every revelation, every moment of truth that unfolded within this journey. Thank You for guiding the reader back to themselves — back to clarity, back to peace, back to Your voice.

May every lesson become wisdom. May every wound become light. May every shadow become a doorway to deeper understanding. May every step forward be taken with courage, discernment, and divine protection.

Cover the reader with Your presence. Strengthen their spirit. Renew their mind. Restore their heart. And remind them daily that they are never walking alone. Let this book be a seed of transformation, a mirror of truth, and a reminder of the power You placed within them. Amen.

Spiritual Index

A

Affirmations — Chapters 1, 6, 11 **Alchemy** — Chapter 11 **Ancestral Healing** — Chapters 5, 7, 11 **Authority (Spiritual)** — Chapters 7, 9

B

Boundaries — Chapters 4, 6, 9 **Breath work** — Chapters 4, 11

C

Cleansing Tools — Chapters 8, 9 **Crystals** — Front Matter, Chapters 8–9 **Crown Chakra** — Chapter 11 **Cutting Cords** — Chapter 4

D

Destiny & Timing — Chapter 3 **Divine Rewriting** — Chapters 6, 11

E

Emotional Regulation — Chapters 4, 5, 10 **Energy Protection** — Chapter 9

F

Fragmented Self (Reclaiming) — Chapter 5 **Forgiveness** — Chapters 6, 11

G

Gratitude Rituals — Chapters 4, 11 **Grounding** — Chapters 4, 8

H

Healing the Nervous System — Chapter 4 **Heart Chakra** — Chapter 8

I

Inner Child — Chapters 1, 5 **Intuition** — Chapters 3, 9, 11

L

Legacy Work — Chapter 11 **Love (Sacred Relationships)** — Chapter 6

M

Manifestation — Chapters 3, 6 **Moon Cycles** — Chapter 3

N

North Node / South Node — Chapter 3 **Nourishment & Digital Detox** — Chapter 10

P

Protection Rituals — Chapter 9 **Prayer** — Throughout

R

Reclaiming Power — Chapter 4 **Rituals (Daily & Spiritual)** — Chapters 6, 8, 9, 11

S

Sacred Space — Chapter 8 **Shadow Work** — Chapters 1, 5, 11 **Synchronicities** — Chapter 3 **Soul Contracts** — Chapter 6 **Spiritual Hygiene** — Chapter 9

T

Throat Chakra — Chapters 6, 9 **Transmutation** — Chapter 11 **Trauma Bonds** — Chapter 6

V

Vision Board — Chapter 6 **Voice (Returning to)** — Chapters 1, 6, 9

